

West Sussex Economy Snapshot

September 2025 (Issue 06)

Table of contents

Page no	Title
1	West Sussex Summary
2	West Sussex new businesses (FAME)
3	Claimants
4	Universal Credit Claimants
5	Real Time Information PAYE (employees)
6	Real Time Information PAYE (median pay)
7	Job Postings (Lightcast)
8	National Summary
9	Job Vacancies (UK)
10	Gross Domestic Product
11	Labour Market
12	Business Trading
13	Business Closures (Company)
14	Business Closures (Individual)

West Sussex Summary

New Businesses August 2025

- 534 new businesses incorporated. (12% decrease from July 2025)
- 470 businesses dissolved or liquidated. (33.6% decrease from July 2025)
- Net increase of 64 new businesses.

Claimants August 2025

- Claimant count increased by 2% in West Sussex over the last month.
- The claimant count rate gone down to 3.0% in West Sussex, remaining below regional average of 3.1% and below then national average of 4.1%.

Universal Credit Claimants August 2025

- Universal Credit claimants increased by 2% in West Sussex over the last month.
- Significant rise since March 2020 (199% increase). Higher increase than national (170%) or regional (182%) average.
- 15.3% of the 16-64 population in West Sussex are claiming UC, close to the regional percentage and lower than the national percentage of 18.3%.

Real Time Information (No of Employees) August 2025 (% Change from previous month in brackets)

- West Sussex: 397,775 (no change)
- West Sussex (South West): 195,396 (decreased by 0.02%)
- West Sussex (North East): 202,359 (decreased by 0.08%)
- Adur: 26,696 (increased by 0.04%)
- Arun: 68,403 (decreased by 0.07%)
- Chichester: 49,886 (increased by 0.06%)
- Crawley: 62,530 (decreased by 0.03%)
- Horsham: 66,791 (decreased by 0.01%)
- Mid Sussex: 73,038 (increased by 0.08%)
- Worthing: 50,412 (decreased by 0.08%)
- South East: 4,275,123 (decreased by 0.03%)
- UK: 30,299,787 (decreased by 0.05%)

Real Time Information (Median Pay) August 2025 (% Change from previous month in brackets)

- West Sussex (South West): 2,462 (increased by 0.94%)
- West Sussex (North East): 2,762 (increased by 1.10%)
- Adur: 2,482 (increased by 1.39%)
- Arun: 2,392 (increased by 0.76%)
- Chichester: 2,471 (increased by 0.65%)
- Crawley: 2,684 (increased by 1.21%)
- Horsham: 2,765 (increased by 0.95%)
- Mid Sussex: 2,861 (increased by 1.42%)
- Worthing: 2,544 (increased by 1.11%)
- South East: 2,706 (increased by 1.01%)
- UK: 2,568 (increased by 0.94%)

Job Postings (Lightcast)

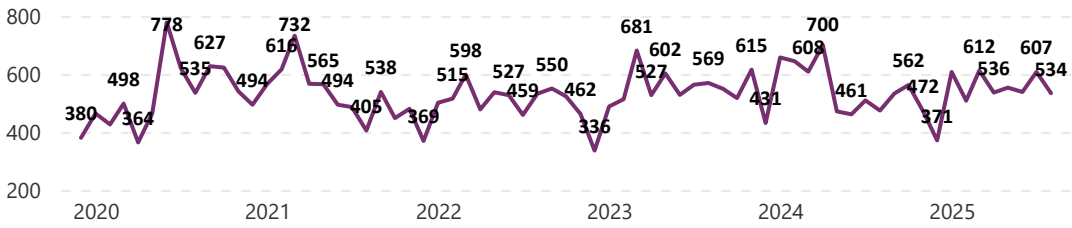
Update: As of June 2025, we have revised the way we report job postings. Notably, there is a change in the reported figures due to the removal of the 'Staffing Companies' (including recruitment companies) parameter. Going forward, we will report data exclusively under 'Non-Staffing Companies'.

- In August 2025, there were 9,739 unique job postings in West Sussex, which is almost 21% lower than the same time last year.
- In terms of the top posted occupations over the last six months (March 2025 to August 2025), home health aide is the top posted followed closely by janitors/cleaners.

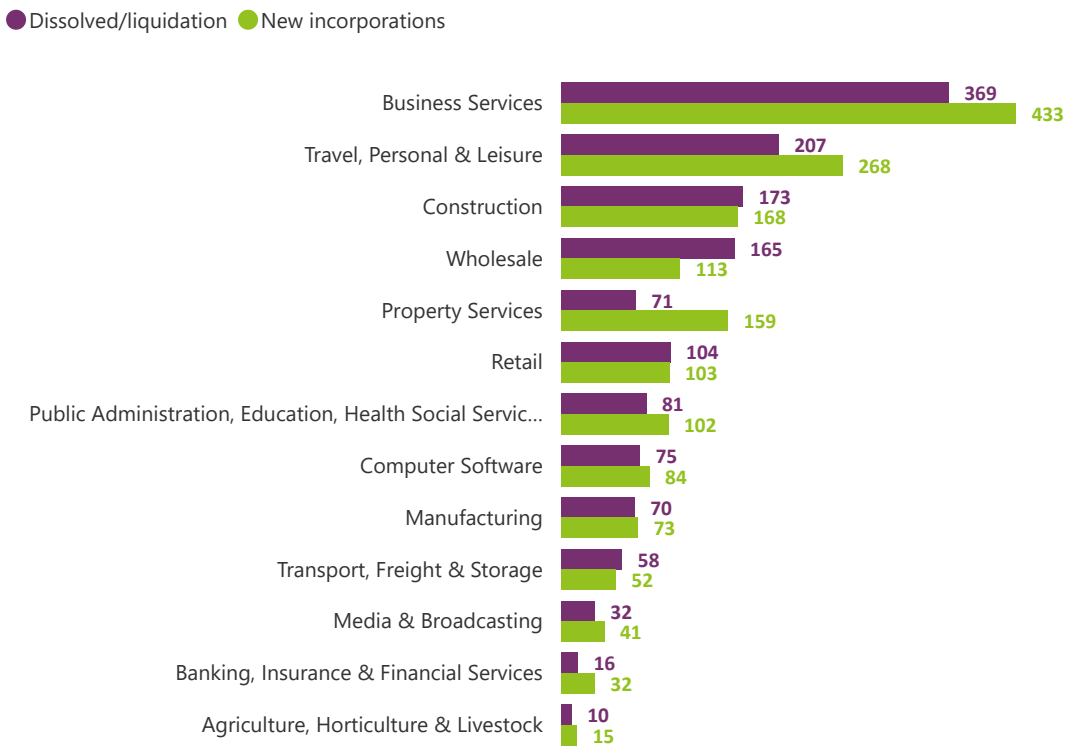
West Sussex: New Businesses



New business incorporations in West Sussex



Number of new business incorporations and businesses dissolved/in liquidation by industry in West Sussex (Jun'25 - Aug'25)



Number of new business incorporations and businesses dissolved/in liquidation by local authority (Jun'25-Aug'25)



Summary of Business Formation Trends in West Sussex

Overall trend: Over the past three months, a mostly positive trend has been observed across all districts and boroughs with exception of Chichester and Worthing. Construction, Wholesale, Retail and Transport, Freight and Storage seen a slight decline all other industries have experienced a substantial increase in new businesses. This indicates a positive and encouraging trend across the broader economy.

Last 12 months:

- 6,827 new businesses incorporated.
- 6,136 businesses dissolved or liquidated.
- Net gain of 691 businesses.

Last 3 months:

- 1,680 new businesses incorporated.
- 1,539 businesses dissolved or liquidated.
- Net increase of 41 businesses.

August 2025:

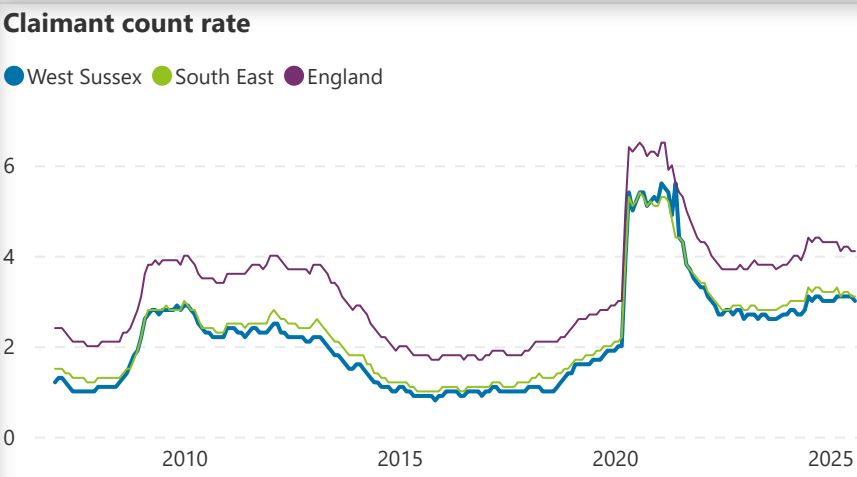
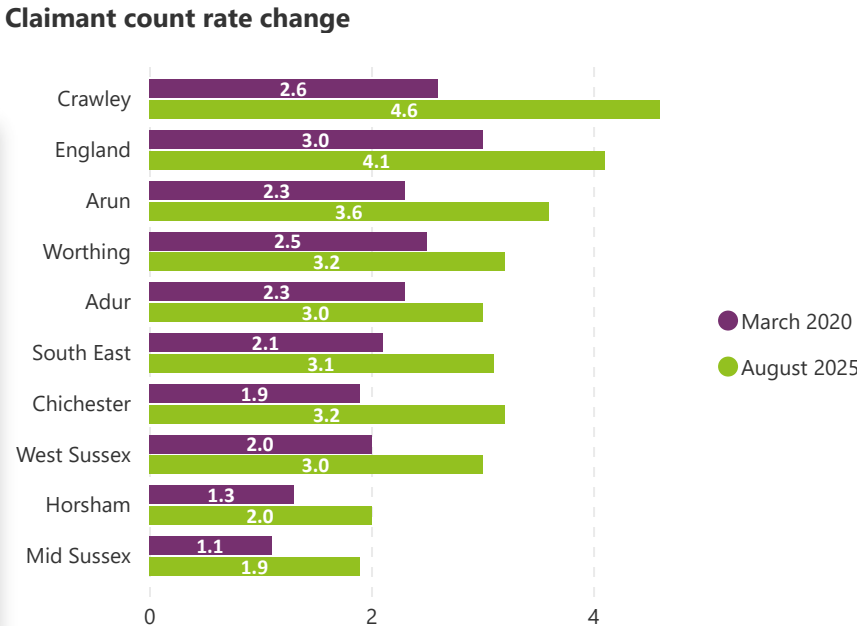
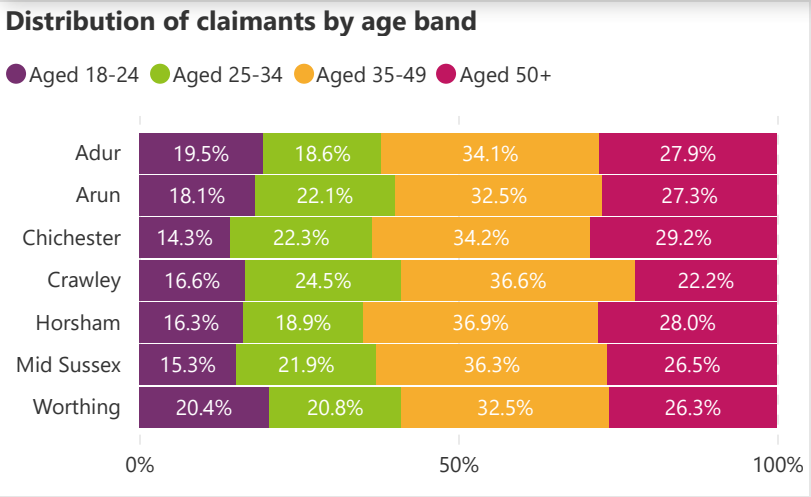
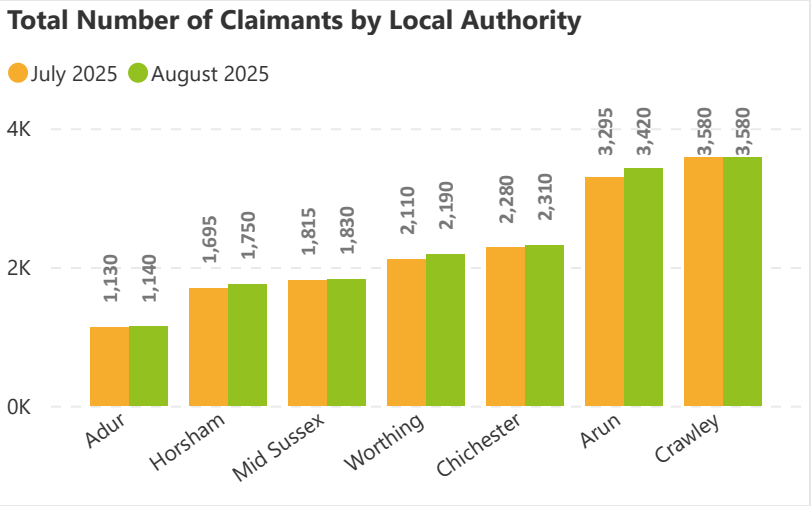
- 534 new businesses incorporated. (12% decrease from July 2025)
- 470 businesses dissolved or liquidated. (33.6% decrease from July 2025)
- Net increase of 64 businesses.



West Sussex: Claimant Count



16,225	15,905
Aug'25	Jul'25



Summary of Claimant Count Changes in West Sussex, August 2025

- Overall:**
- Claimant count has increased over the last month by 2% (16,270) in West Sussex.
 - Claimant count rate is 3.0% in West Sussex, remaining below regional average of 3.1% and below national 4.1%.

Breakdown by district (Jul'25 - Aug'25):

Increases:

- Adur (0.9%)
- Arun (3.8%)
- Chichester (1.3%)
- Horsham (3.2%)
- Worthing (3.8%)
- Mid Sussex (0.8%)

Decreases:

- Crawley (0%)

Specifics (Aug'25):

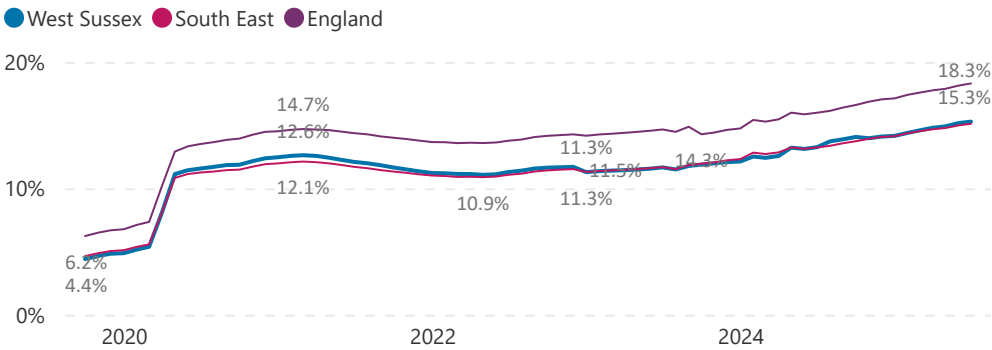
- Crawley recorded the highest claimant count (3,580).
- Crawley had the highest claimant count rate (4.6%), higher than regional and national average.
- Mid Sussex had the lowest claimant count rate (1.9%).

*The claimant count includes those people who are claiming either Job Seekers Allowance or Universal Credit principally because they are out of work or working very few hours and/or have a very low wage.

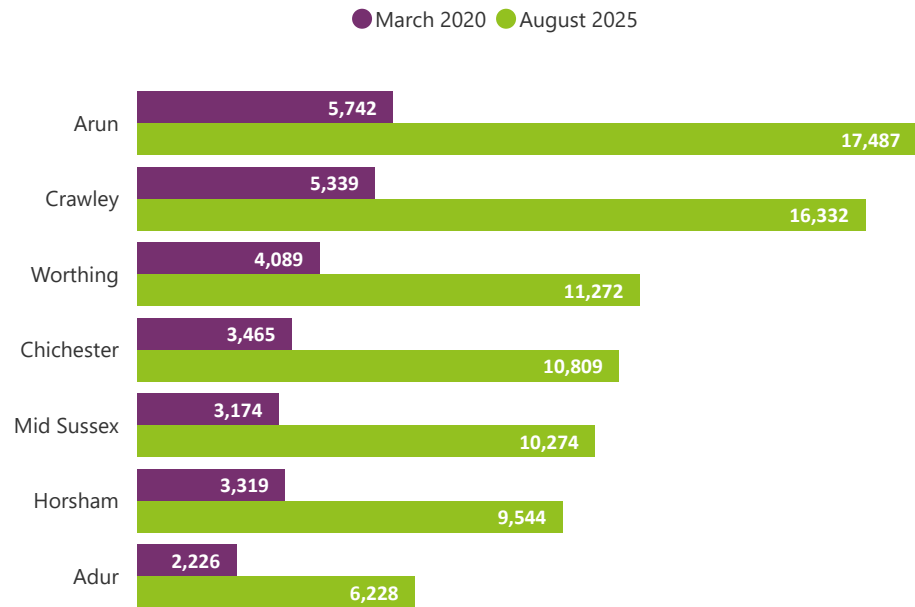
West Sussex: Universal Credit Claimants



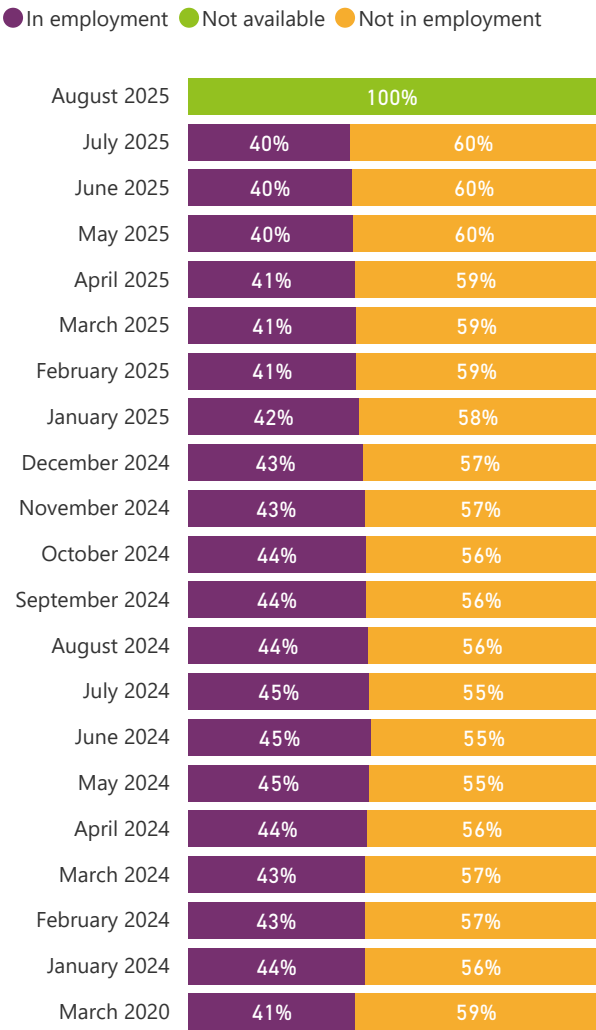
Percentage of people aged 16-64 years claiming Universal Credit



Universal Credit claimants in West Sussex change



Universal Credit claimants in West Sussex by employment status



Summary of Universal Credit Claimants in West Sussex, July 2025

Overall:

- In August 2025, numbers of Universal Credit claimants increased by 2% (81,946 total) over the last month in West Sussex.
- Significant rise since March 2020 (199% increase).
- Higher increase than national (170%) or regional (182%) average.
- The percentage of the 16-64 population claiming UC in West Sussex has risen to 15.3%, which is almost the same as the regional percentage and lower than the national percentage of 18.3% for the last month.

Employment status:

- 40% of claimants were in employment in July 2025. Higher than national (34%) or regional (37%) average.
- Mid Sussex and Horsham has the highest percentage of employed claimants (42%).

District-specific:

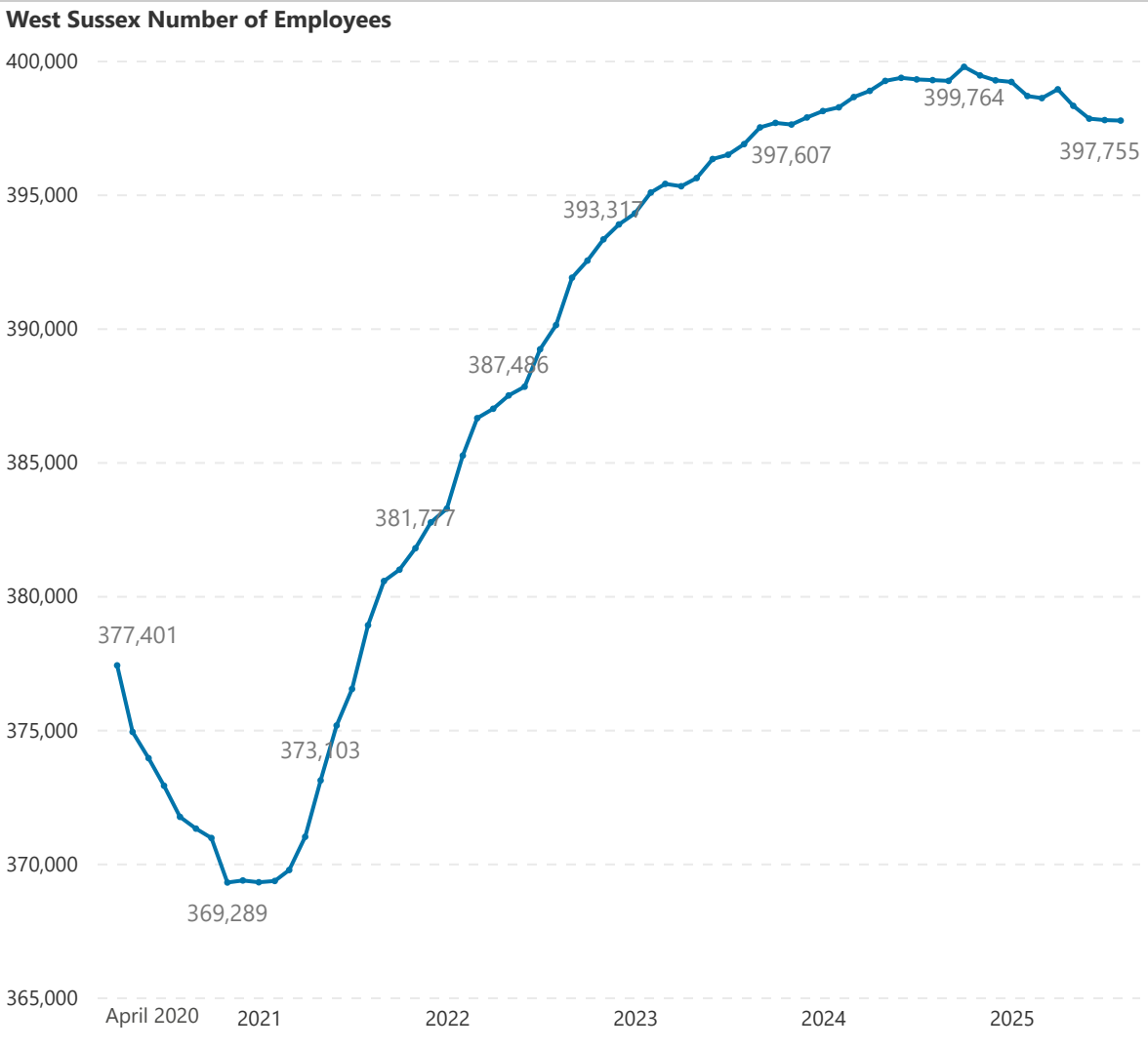
- Mid Sussex had the highest percentage increase in claimants (223%) since March 2020.
- At June 2025, Arun had the highest number of claimants at 17,487.

Note: Employment/not in employment breakdown for August 2025 is not available.

Update: Since 17th of June 2025 Changes were made to the format of the underlying Universal Credit Full Service data feed to provide improvements to the accuracy of Service Centre and Jobcentre site information.



Real Time Information Earnings and Employment



Summary of RTI employees in West Sussex for August 2025.

Overall:

- West Sussex: 397,775
- West Sussex (South West): 195,396
- West Sussex (North East): 202,359
- Adur: 26,696
- Arun: 68,403
- Chichester: 49, 886
- Crawley: 62,530
- Horsham: 66,791
- Mid Sussex: 73,038
- Worthing: 50,412
- South East: 4,275,123
- UK: 30,299,787

One Month Change (July 2025 - August 2025):

- West Sussex had no change
- West Sussex (South West) decreased by 0.02%
- West Sussex (North East) decreased by 0.08%
- Adur increased by 0.04%
- Arun decreased by 0.07%
- Chichester increased by 0.06%
- Crawley decreased by 0.03%
- Horsham decreased by 0.01%
- Mid Sussex increased by 0.08%
- Worthing decreased by 0.08%
- South East decreased by 0.03%
- England decreased by 0.05%

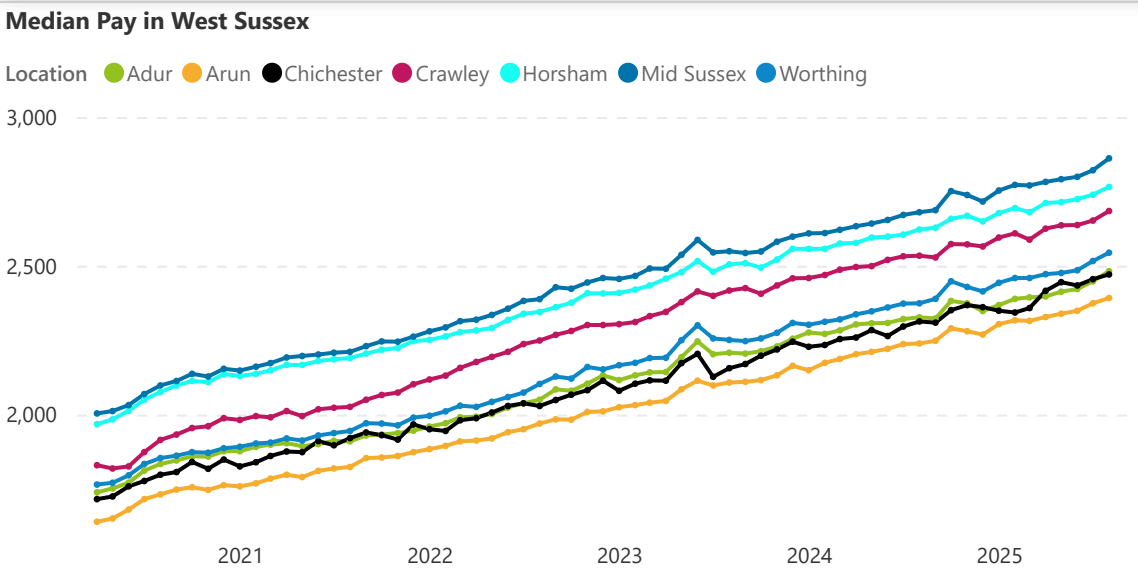
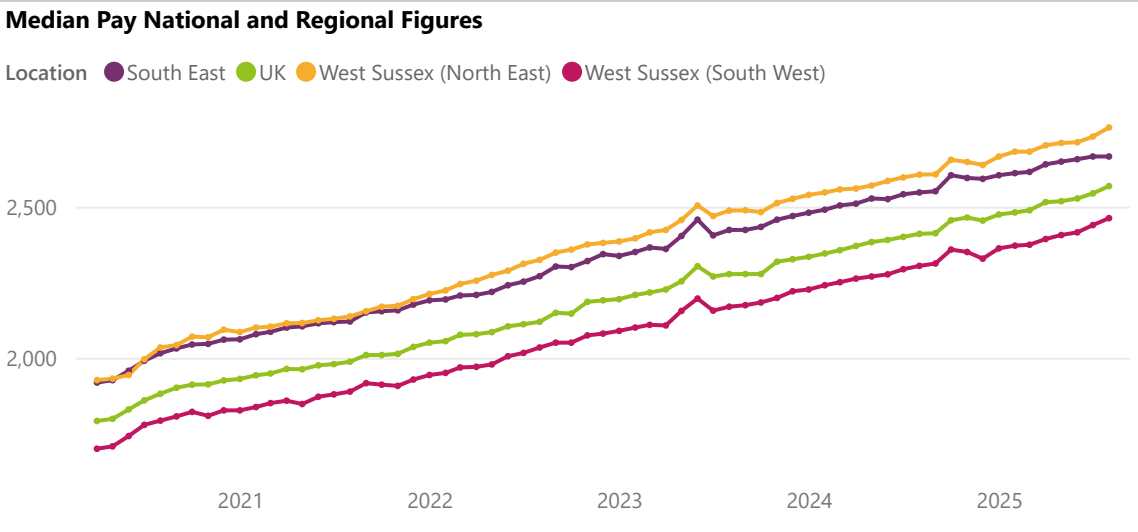
Three Month Change (May 2025 - August 2025):

- West Sussex decreased by 0.14%
- West Sussex (South West) decreased by 0.20%
- West Sussex (North East) decreased by 0.08%
- Adur increased by 0.12%
- Arun decreased by 0.07%
- Chichester decreased by 0.36%
- Crawley decreased by 0.24%
- Horsham decreased by 0.16%
- Mid Sussex increased by 0.13%
- Worthing decreased by 0.25
- South East decreased by 0.20%
- England decreased by 0.13%

Source: ONS - [Earnings and employment from Pay As You Earn Real Time Information, seasonally adjusted](#)
Released: 16 September 2025



Real Time Information Earnings and Employment



Summary of RTI median pay in West Sussex for August 2025.

Overall:

- West Sussex (South West): 2,462
- West Sussex (North East): 2,762
- Adur: 2,482
- Arun: 2,392
- Chichester: 2,471
- Crawley: 2,684
- Horsham: 2,765
- Mid Sussex: 2,861
- Worthing: 2,544
- South East: 2,706
- UK: 2,568

One Month Change (July 2025 - August 2025):

- West Sussex (South West) increased by 0.94%
- West Sussex (North East) increased by 1.10%
- Adur increased by 1.39%
- Arun increased by 0.76%
- Chichester increased by 0.65%
- Crawley increased by 1.21%
- Horsham increased by 0.95%
- Mid Sussex increased by 1.42%
- Worthing increased by 1.11%
- South East increased by 1.01%
- England increased by 0.94%

Three Month Change (May 2025 - August 2025):

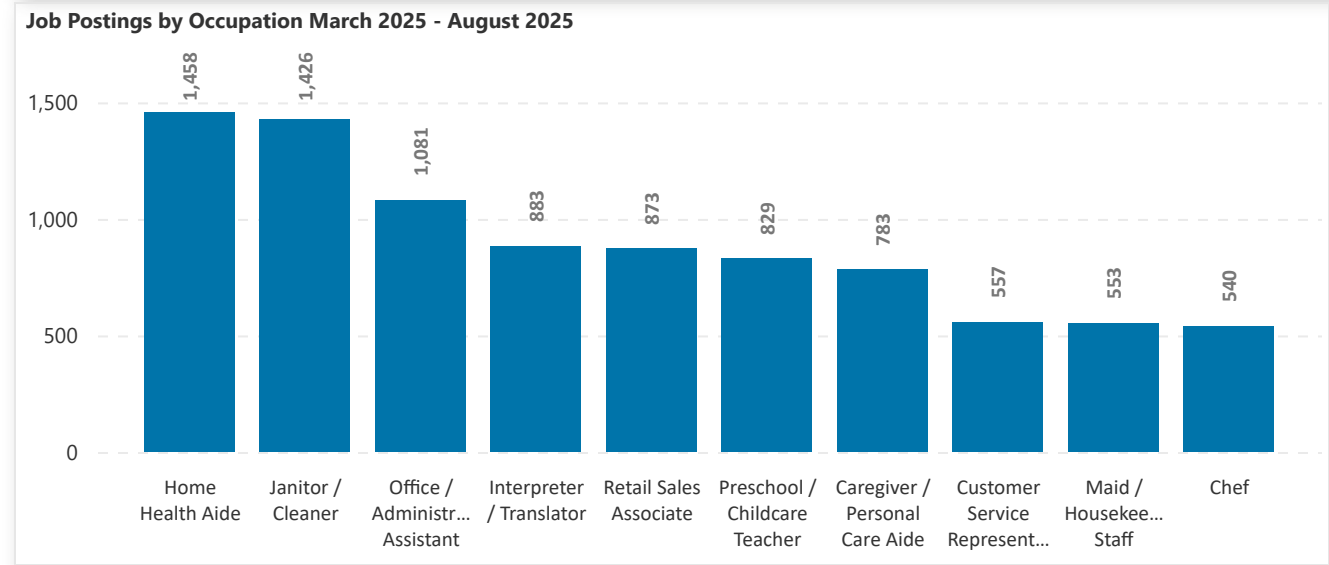
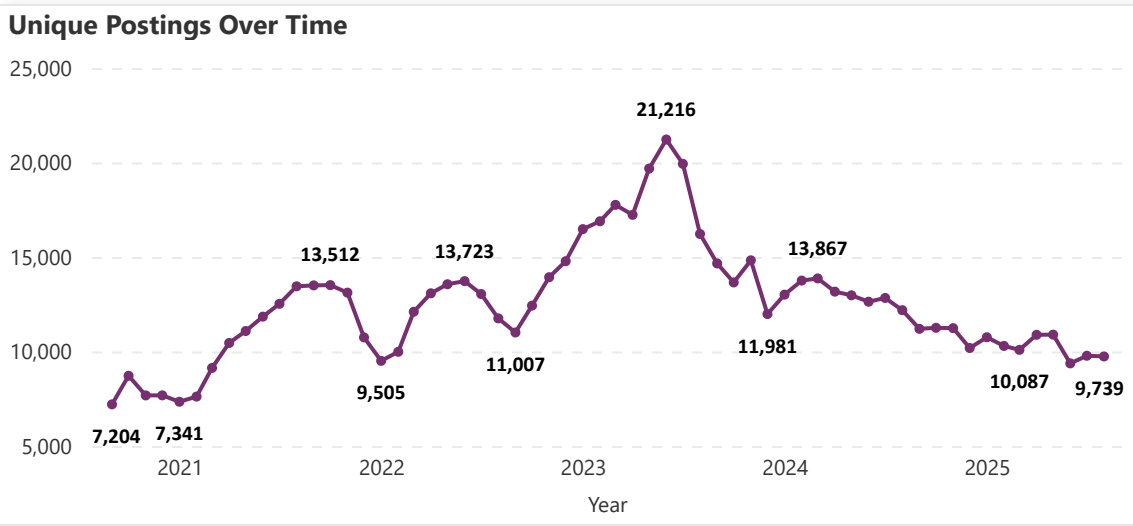
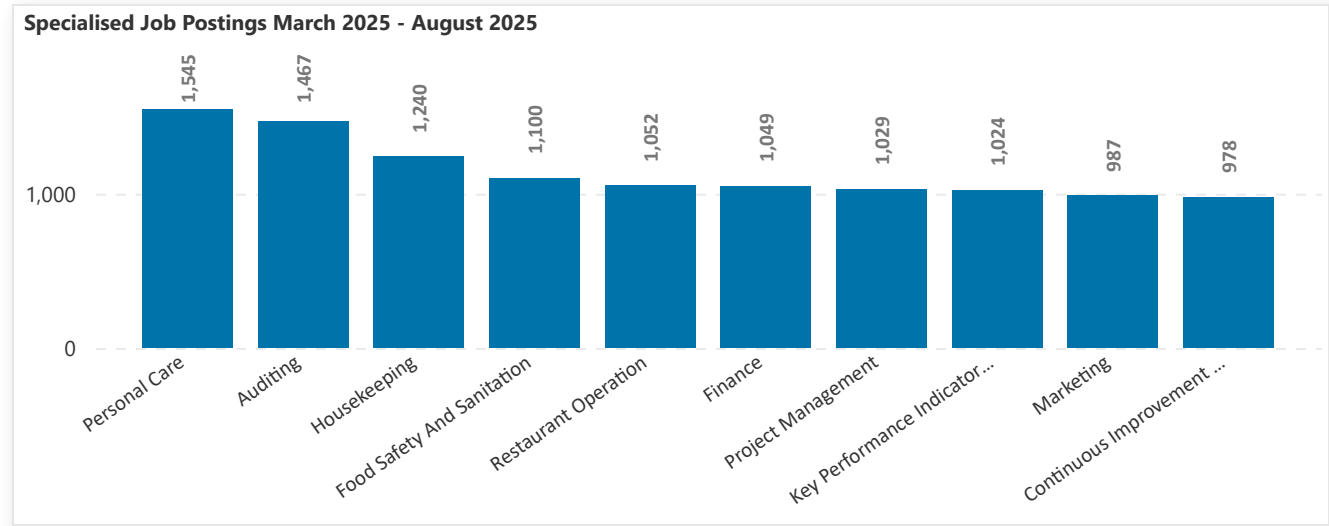
- West Sussex (South West) increased by 2.33%
- West Sussex (North East) increased by 1.88%
- Adur increased by 2.86%
- Arun increased by 2.27%
- Chichester increased by 1.06%
- Crawley increased by 1.82%
- Horsham increased by 1.88%
- Mid Sussex increased by 2.51%
- Worthing increased by 2.75%
- South East increased by 2.15%
- England increased by 1.99%

Source: ONS - [Earnings and employment from Pay As You Earn Real Time Information, seasonally adjusted](#)

Released: 16 September 2025



Job Postings



Summary of the job postings in West Sussex by Lightcast.

WSSC has access to Lightcast from which the numbers of job postings by occupation type, along with other information including skills requirements and job titles is available. In August 2025 there were 9,739 unique job postings in West Sussex, a significant reduction from the peak in June 2023 of 21,119 but still higher than the general levels seen pre-Covid. In terms of the top posted occupations over the last six months (March 2025 to August 2025), Home Health Aide is the most frequently posted role, making up the highest number of occupations followed by Janitor/Cleaner. The remaining occupations appear to be evenly distributed.



National Summary



Job Vacancies

- Estimated vacancies in June 2025 to August 2025 was 728,000.
- Decreasing 10,000 or 1.4% from June 2025 to August 2025.
- Total estimated vacancies were down by 119,000 (14.0%) in June 2025 to August 2025 from levels in the previous year.
- The number of unemployed people per vacancy was 2.3 in May 2025 to July 2025, up from 2.2 in the previous quarter.

Gross Domestic Product

- Monthly GDP is estimated to have shown no growth in July 2025.
- Real GDP is estimated to have grown 0.2% in the three months to July 2025, compared with the three months to April 2025.

Labour Market

- Early estimates for August 2025 indicate that the number of payrolled employees was 30.3 million which is a fall of 0.4% or 127,000 from the previous year.
- The change in employees was highest in the health and social work sector with a rise 80,000 employees.
- The accommodation and food service activities sector saw the highest fall with 90,000 employees.
- UK payrolled employee growth for July 2025 compared with June 2025 has been revised from a decrease of 8,000 reported in the last bulletin to a decrease of 6,000.
- Early estimates for August 2025 indicate that median monthly pay increased by 6.6% compared with August 2024.
- Annual growth in median pay in August 2025 was highest in the health and social work sector, with an increase of 11.0%; it was lowest in the professional, scientific and technical sector, with an increase of 3.3%.

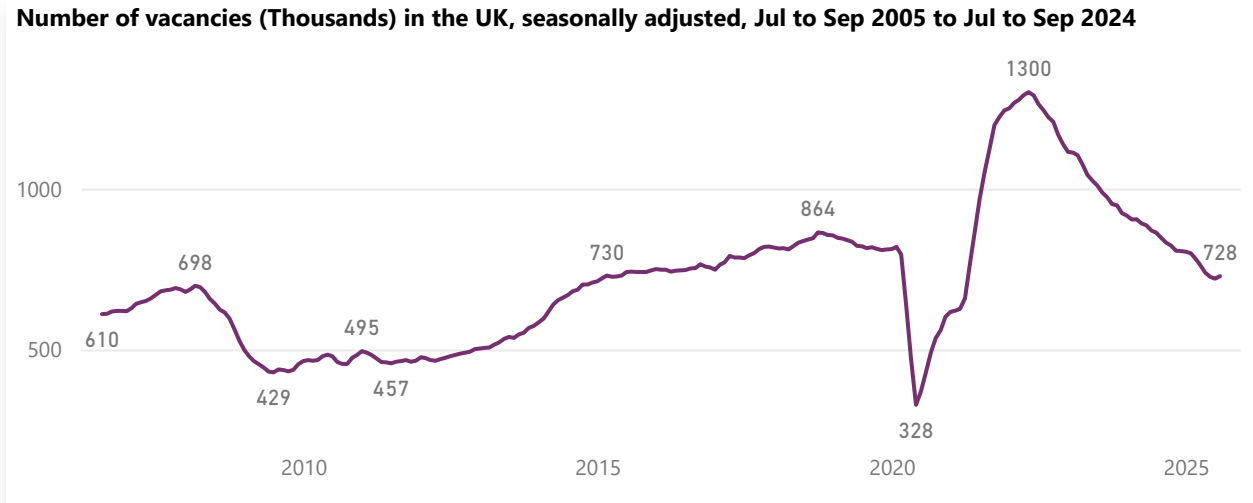
Business Trading

- 12% of trading businesses reported their turnover had increased in August 2025 compared with July 2025.
- 28% of trading businesses reported their turnover had decreased in August 2025 compared with July 2025.
- 16% of trading businesses reported that they expect their turnover to decrease in October 2025.
- 16% of trading businesses reported that they expect their turnover to increase in October 2025.
- In early September 2025, economic uncertainty was the most commonly reported challenge affecting turnover for trading businesses at 28%. For businesses with 10 or more employees, the most commonly reported challenge was cost of labour at 36%.
- 23% of trading businesses reported an increase in the prices of goods and services bought in August 2025 when compared to the previous month.
- 11% of trading businesses expect the prices of goods and services they sell to increase in October 2025.
- 18% of businesses with 10 or more employees reported they were experiencing worker shortages in early September 2025.

Business Closures

- Company insolvencies in England and Wales was 2,048 in August 2025, 2% lower than in July 2025 and 6% higher than the same month in the previous year.
- Company insolvencies consisted of 311 compulsory liquidations, 1,600 creditors' voluntary liquidations (CVLs), 121 administrations and 16 company voluntary arrangements (CVAs).
- There were 11,348 individual insolvencies in England and Wales.
- Individual insolvencies consisted of 622 bankruptcies, 4,239 debt relief orders (DROs) and 6,487 individual voluntary arrangements (IVAs).
- The number of DROs in August 2025 was a record high in the monthly time series, exceeding the previous high of 4,191.
- IVA numbers registered in August 2025 was higher than the average monthly number in 2024.
- Bankruptcy numbers remained at about half of pre-2020 levels but were 2% higher than in August 2024.

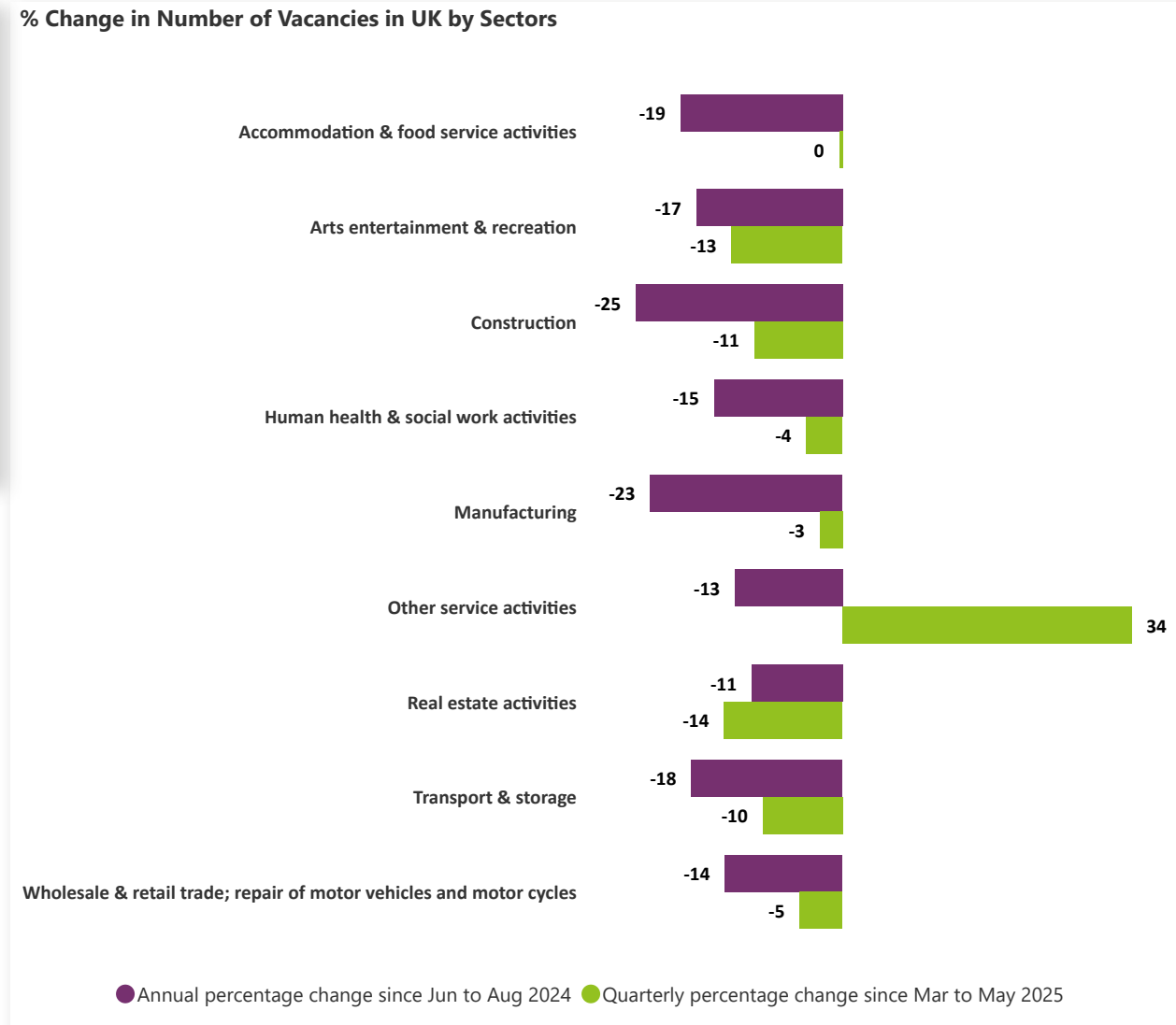
Job Vacancies (UK)



Summary of job vacancies (UK).

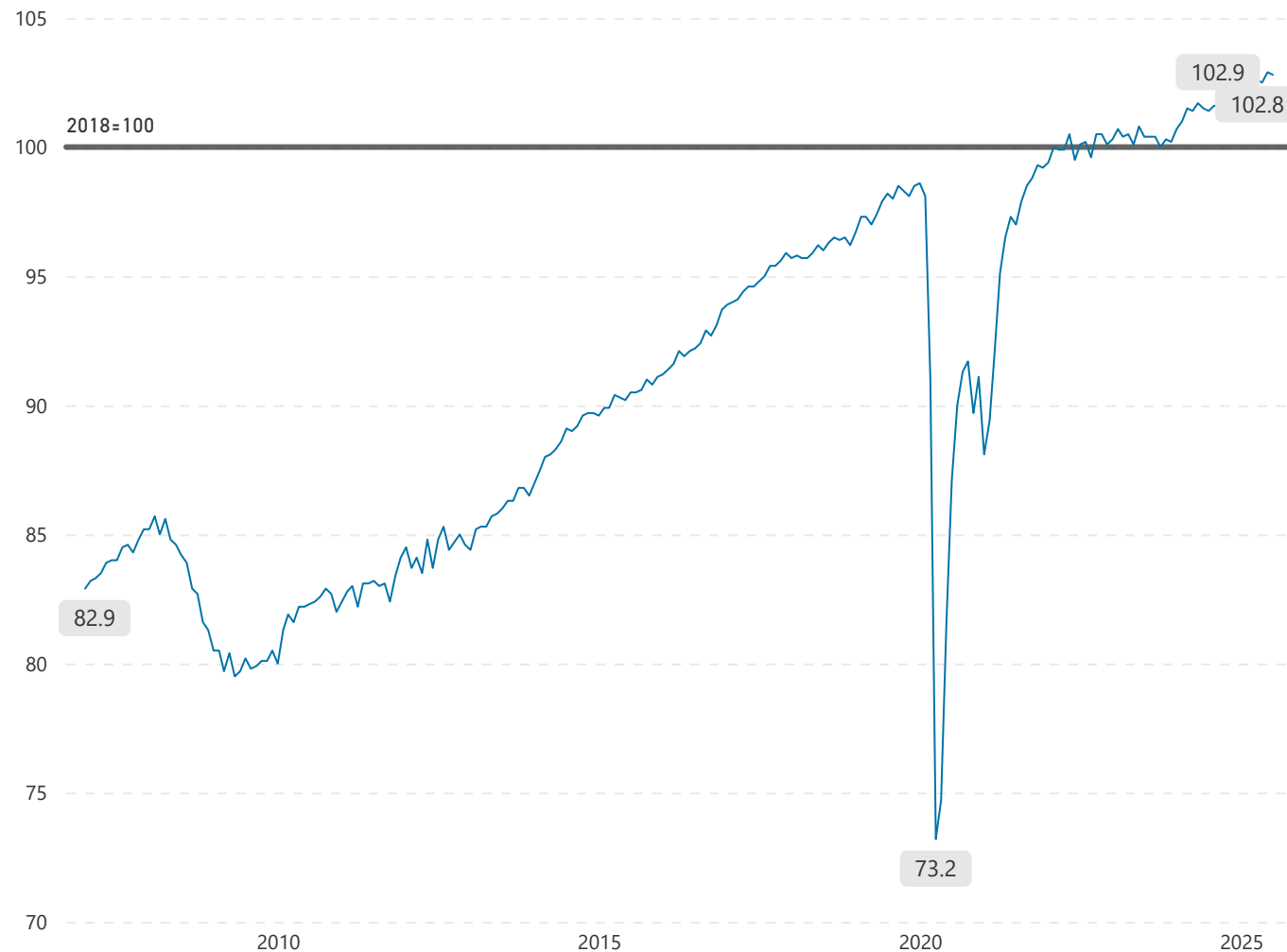
Overall:

- Estimated vacancies in June 2025 to August 2025 was 728,000.
- Decreasing 10,000 or 1.4% from June 2025 to August 2025.
- Total estimated vacancies were down by 119,000 (14.0%) in June 2025 to August 2025 from levels in the previous year.
- The number of unemployed people per vacancy was 2.3 in May 2025 to July 2025, up from 2.2 in the previous quarter.



Gross Domestic Product (GDP)

Monthly index, UK



Summary of Gross Domestic Product (GDP) (UK).

Overall:

- Monthly GDP is estimated to have shown no growth in July 2025.
- Real GDP is estimated to have grown 0.2% in the three months to July 2025, compared with the three months to April 2025.

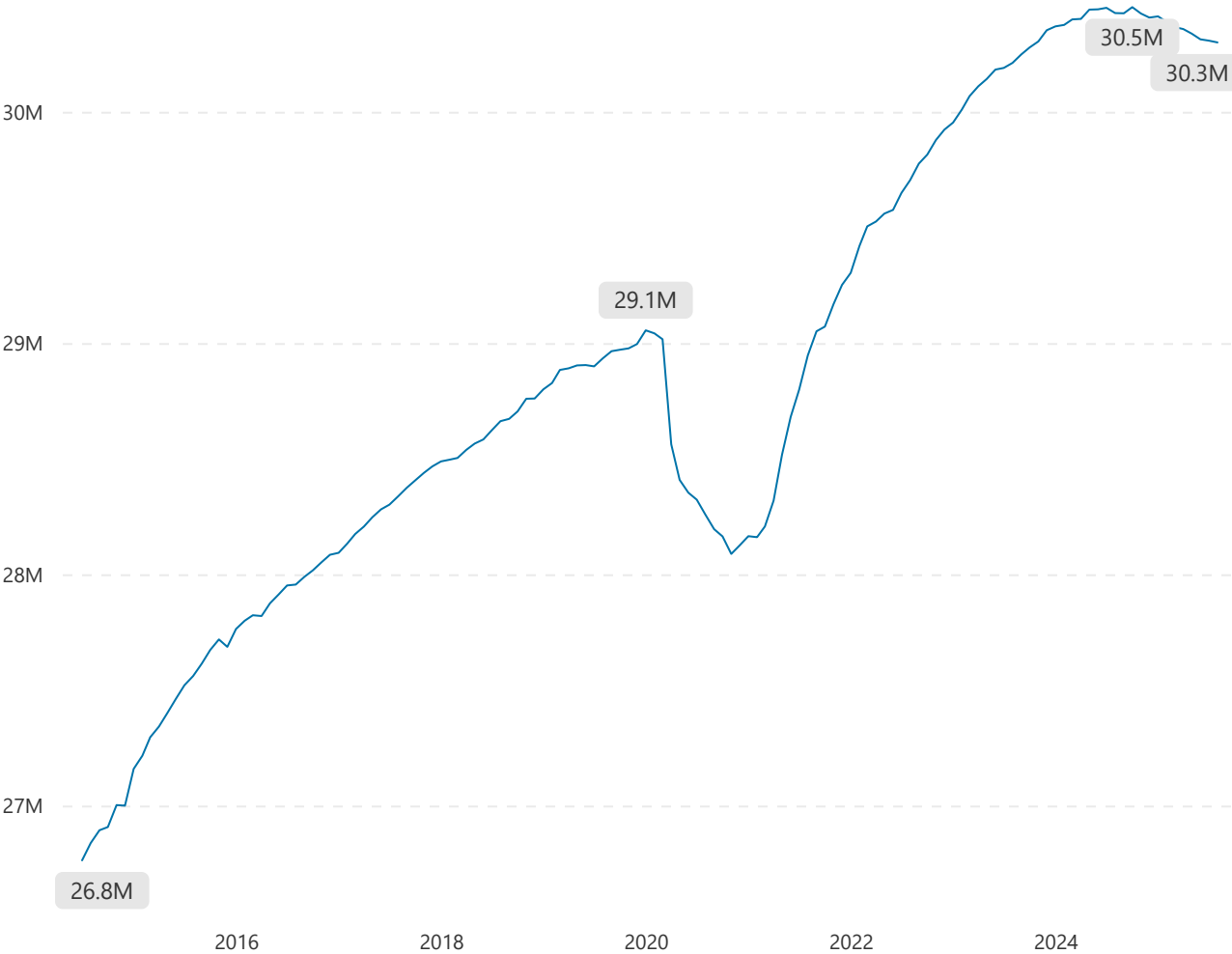
Output growth:

- Services grew by 0.1% in July 2025
- Production fell by 0.9% in July 2025
- Construction grew by 0.2% in July 2025

Labour Market



Payrolled employees, seasonally adjusted, UK



Summary of Labour Market (UK).

Overall:

- Early estimates for August 2025 indicate that the number of payrolled employees was 30.3 million which is a fall of 0.4% or 127,000 from the previous year.
- The change in employees was highest in the health and social work sector with a rise 80,000 employees.
- The accommodation and food service activities sector saw the highest fall with 90,000 employees.
- UK payrolled employee growth for July 2025 compared with June 2025 has been revised from a decrease of 8,000 reported in the last bulletin to a decrease of 6,000.
- Early estimates for August 2025 indicate that median monthly pay increased by 6.6% compared with August 2024.
- Annual growth in median pay in August 2025 was highest in the health and social work sector, with an increase of 11.0%; it was lowest in the professional, scientific and technical sector, with an increase of 3.3%

Source: [ONS, Earning and Employment from Pay As You Earn](#)

Released: 16 September 2025



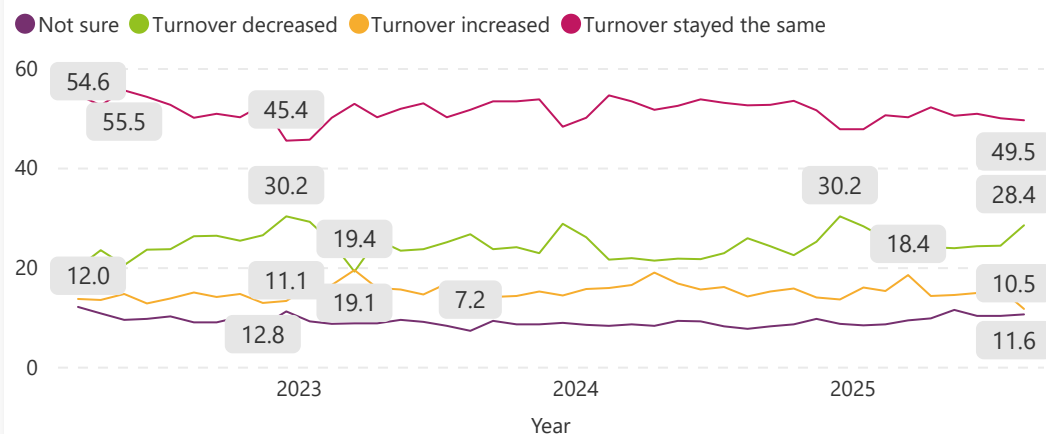
Summary of business insights and impact on the UK economy.

This data is the final results from Wave 138 of the Business Insights and Conditions Survey (BICS) which was live 4 to 17 August 2025.

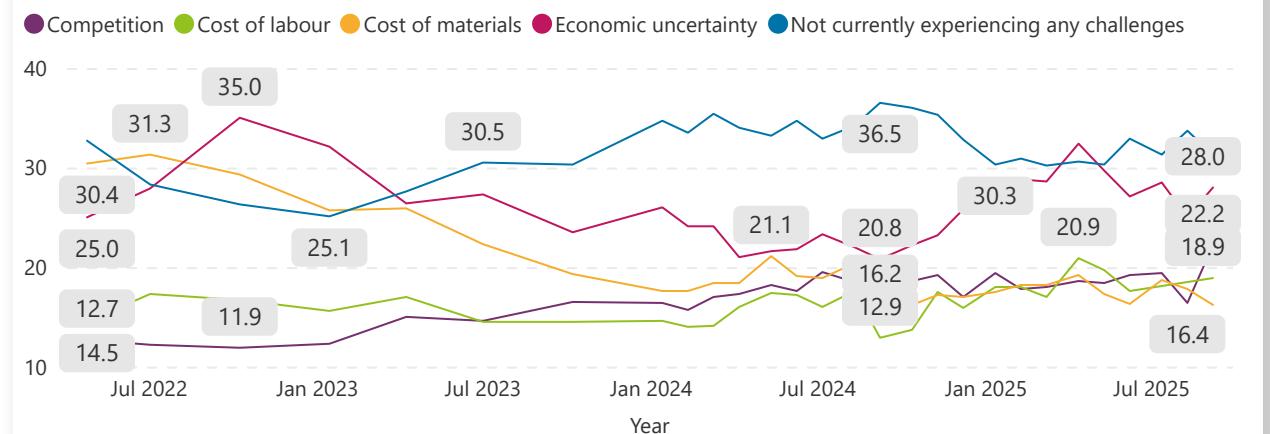
Overall:

- 12% of trading businesses reported their turnover had increased in August 2025 compared with July 2025.
- 28% of trading businesses reported their turnover had decreased in August 2025 compared with July 2025.
- 16% of trading businesses reported that they expect their turnover to decrease in October 2025.
- 16% of trading businesses reported that they expect their turnover to increase in October 2025.
- In early September 2025, economic uncertainty was the most commonly reported challenge affecting turnover for trading businesses at 28%. For businesses with 10 or more employees, the most commonly reported challenge was cost of labour at 36%.
- 23% of trading businesses reported an increase in the prices of goods and services bought in August 2025 when compared to the previous month.
- 11% of trading businesses expect the prices of goods and services they sell to increase in October 2025.
- 18% of businesses with 10 or more employees reported they were experiencing worker shortages in early September 2025.

Financial Performance

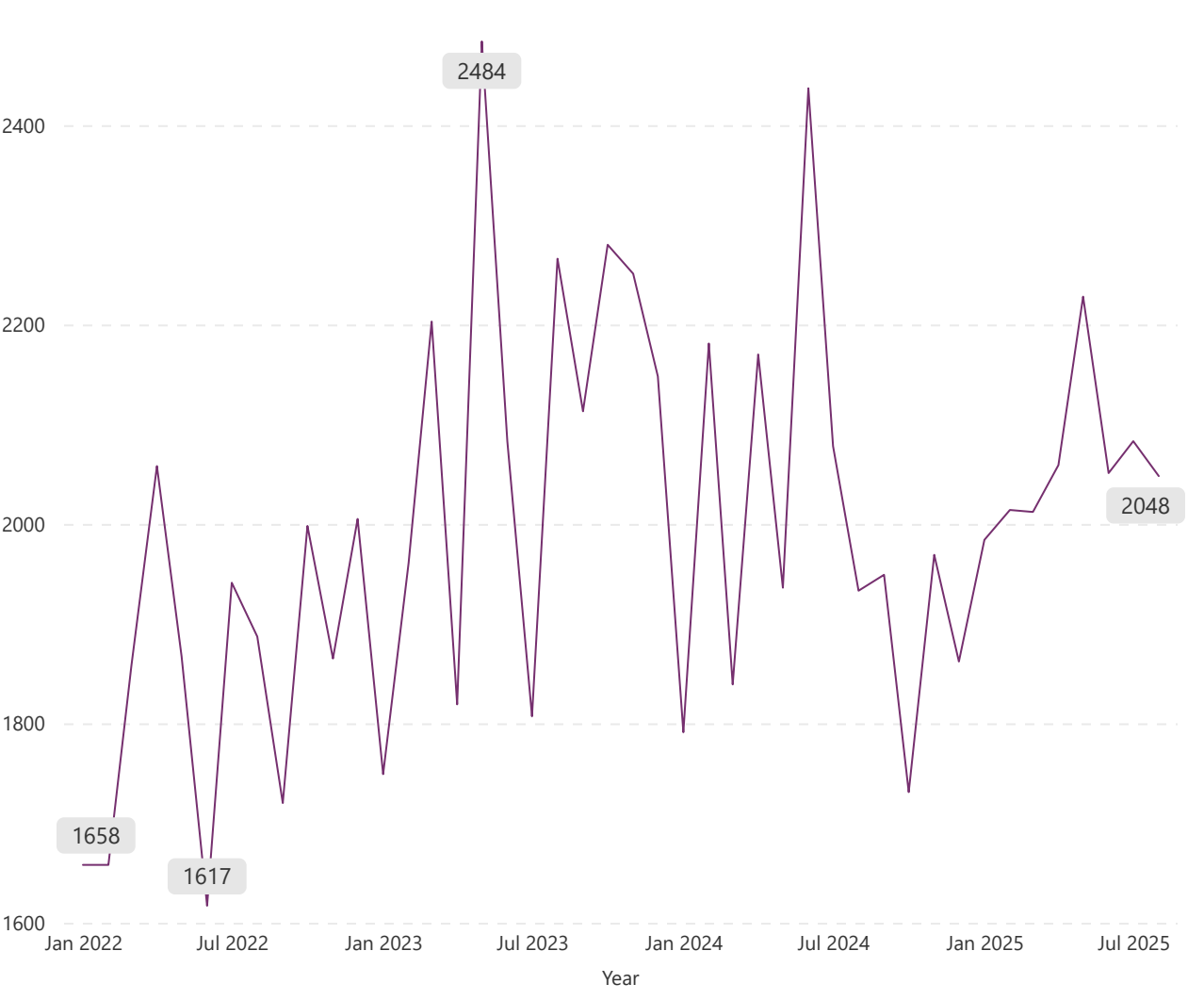


Turnover Challenges



Business Closures (Company)

Company insolvencies in England & Wales



Summary of business closures (company) on the UK economy.

- Overall:**
- Company insolvencies in England and Wales was 2,048 in August 2025, 2% lower than in July 2025 and 6% higher than the same month in the previous year.
 - Company insolvencies consisted of 311 compulsory liquidations, 1,600 creditors' voluntary liquidations (CVLs), 121 administrations and 16 company voluntary arrangements (CVAs).

Business Closures (Individual)

Individual insolvencies in England & Wales



Summary of business closures (individual) on the UK economy.

Overall:

- There were 11,348 individual insolvencies in England and Wales.
- Individual insolvencies consisted of 622 bankruptcies, 4,239 debt relief orders (DROs) and 6,487 individual voluntary arrangements (IVAs).
- The number of DROs in August 2025 was a record high in the monthly time series, exceeding the previous high of 4,191.
- IVA numbers registered in August 2025 was higher than the average monthly number in 2024.
- Bankruptcy numbers remained at about half of pre-2020 levels but were 2% higher than in August 2024.