

July 2025 (Issue 04)

Table of contents

Page no	Title
1	West Sussex Summary
2	West Sussex new businesses (FAME)
3	Claimants
4	Universal Credit Claimants
5	Real Time Information PAYE (employees)
6	Real Time Information PAYE (median pay)
7	Job Postings (Lightcast)
8	Population Projections
9	National Summary
10	Job Vacancies (UK)
11	Gross Domestic Product
12	Labour Market
13	Business Trading
14	Business Closures (Company)
15	Business Closures (Individual)

West Sussex Summary

New Businesses June 2025

- 538 new businesses incorporated. (2.7% decrease from May 2025)
- 365 businesses dissolved or liquidated. (15.3% decrease from May 2025)
- Net increase of 173 businesses. (41.8% increase from May 2025)

Claimants June 2025

- Claimant count increased by 2.2% in West Sussex over the last month.
- The claimant count rate stayed the same at 3.1% in West Sussex, remaining below the regional average of 3.2% and the national average of 4.2%.

Universal Credit Claimants June 2025

- Universal Credit claimants increased by 3.5% in West Sussex over the last month.
- Significant rise since March 2020 (193% increase). Higher increase than national (176%) or regional (164%) average.
- 14.9% of the 16-64 population in West Sussex are claiming UC, close to the regional percentage and lower than the national percentage of 17.8%.

Real Time Information (No of Employees) June 2025 (% Change from previous month in brackets)

- West Sussex: 397,276 (decreased 0.20%)
- West Sussex (South West): 195,245 (decreased 0.16%)
- West Sussex (North East): 202,031 (decreased 0.23%)
- South East: 4,271,867 (decreased 0.18%)
- UK: 30,265,512 (decreased 0.14%)

Real Time Information (Median Pay) June 2025 (% Change from previous month in brackets)

- West Sussex (South West): £2,406 (increased 0.04%)
- West Sussex (North East): £2,706 (decreased 0.11%)
- South East: £2,652 (increased 0.11%)
- UK: £2,522 (increased 0.16%)

Job Postings (Lightcast)

Update: As of June 2025, we have revised the way we report job postings. Notably, there is a change in the reported figures due to the removal of the 'Staffing Companies' (including recruitment companies) parameter. Going forward, we will report data exclusively under 'Non-Staffing Companies'.

- In June 2025, there were 9,328 unique job postings in West Sussex, which is almost 36% lower than the same time last year.
- In terms of the top posted occupations over the last six months (January 2025 to June 2025), home health aide is the top posted followed closely by janitors/cleaners.

Population Projection

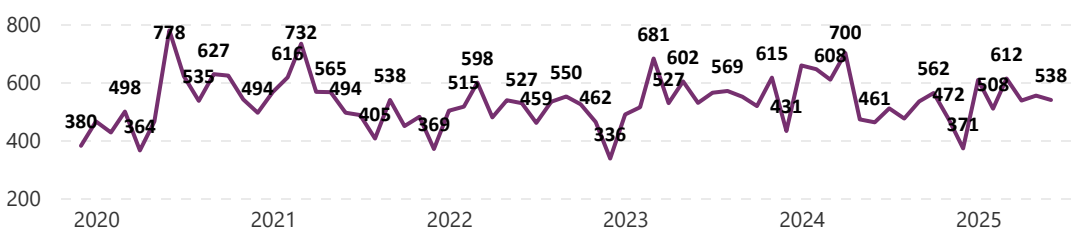
New population projections figures were released on the 24th of June 2025.

- All local authorities in West Sussex are expected to remain within the range of 100,000 - 200,000 population to the year of 2040 except Adur which remains at 60,000.
- The population projection for the entirety of West Sussex is expected to increase to over a million in the year 2040.

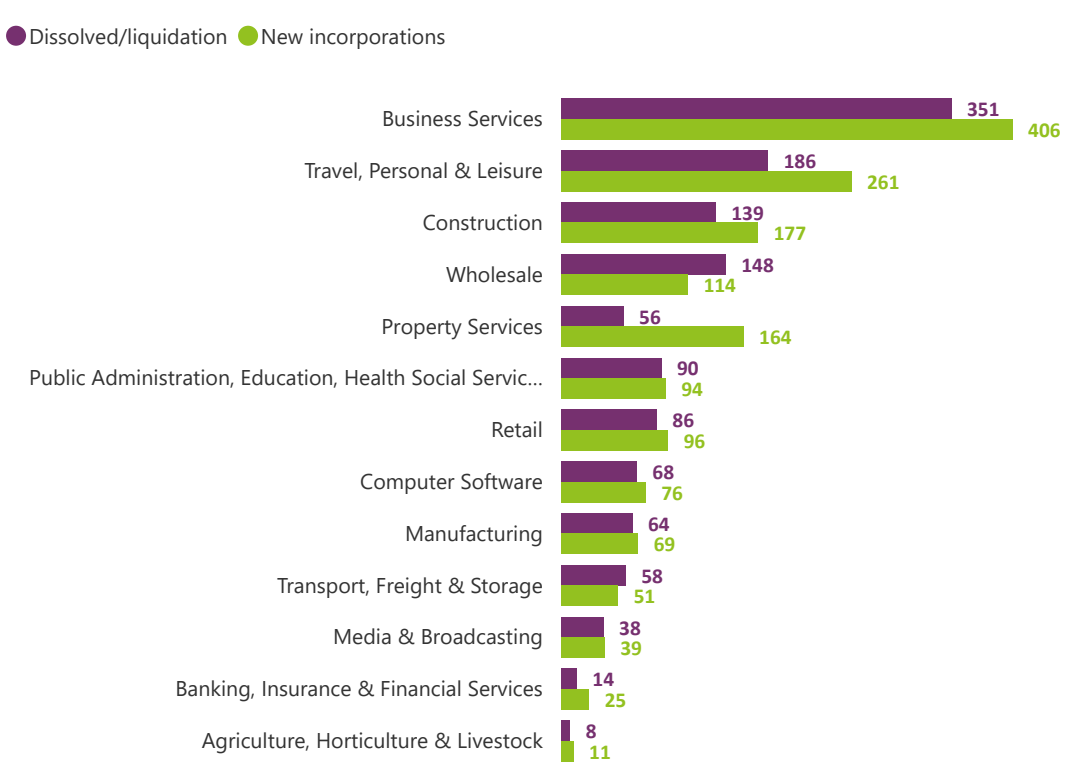
West Sussex: New Businesses



New business incorporations in West Sussex



Number of new business incorporations and businesses dissolved/in liquidation by industry in West Sussex (Apr'25 - Jun'25)



Number of new business incorporations and businesses dissolved/in liquidation by local authority (Apr'25-Jun'25)



Summary of Business Formation Trends in West Sussex

Overall trend: Over the past three months, a positive trend has been observed across all districts and boroughs. With the exception of the Wholesale, Transport, Freight and Storage all other industries have experienced a substantial increase in new businesses. This indicates a positive and encouraging trend across the broader economy.

Last 12 months:

- 6,648 new businesses incorporated.
- 5,922 businesses dissolved or liquidated.
- Net gain of 562 businesses.

Last 3 months:

- 1,623 new businesses incorporated.
- 1,376 businesses dissolved or liquidated.
- Net increase of 247 businesses.

June 2025:

- 538 new businesses incorporated. (2.7% decrease from May 2025)
- 365 businesses dissolved or liquidated. (15.3% decrease from May 2025)
- Net increase of 173 businesses. (41.8% increase from May 2025)

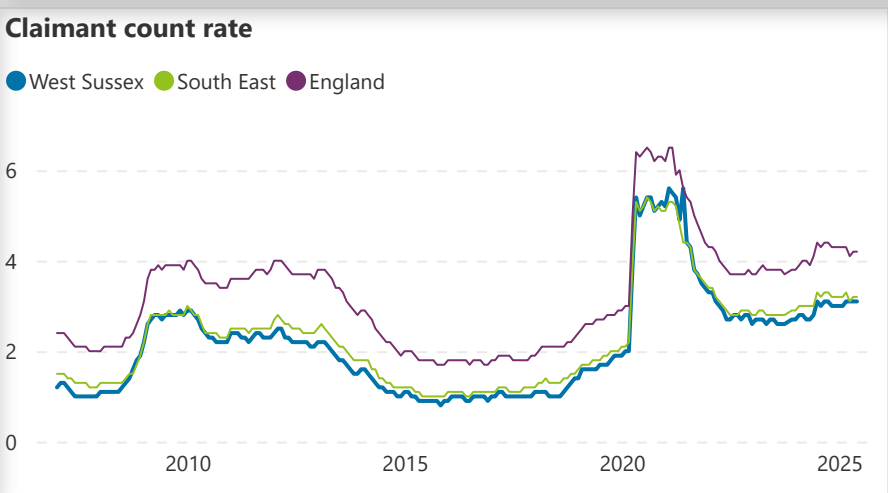
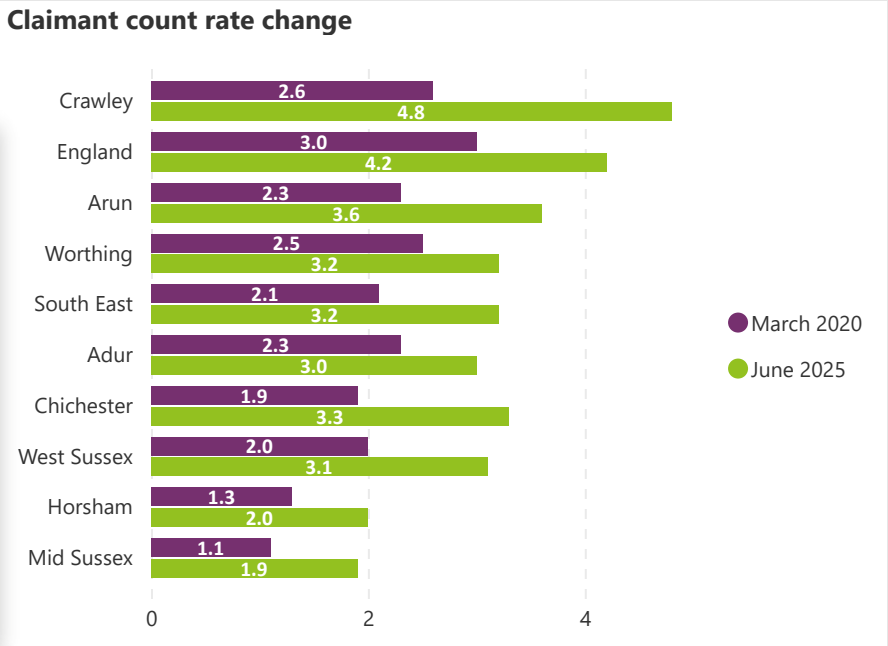
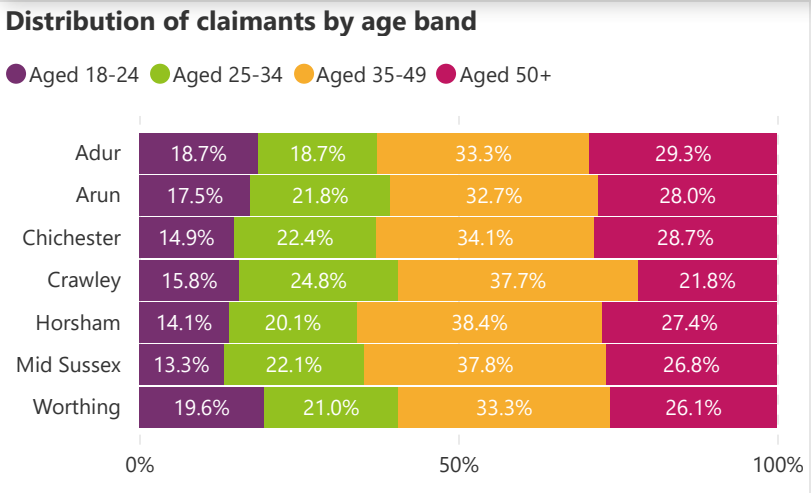
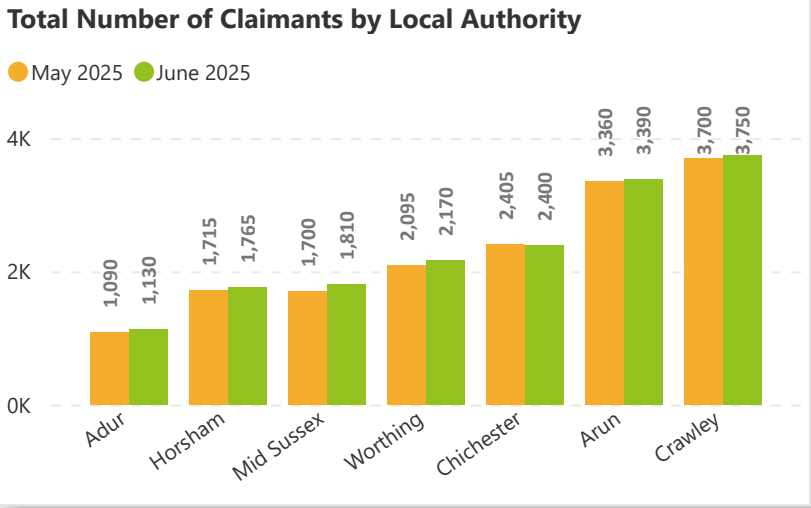


West Sussex: Claimant Count



16,420
Jun'25

16,070
May'25



Summary of Claimant Count Changes in West Sussex, June 2025

- Overall:**
- Claimant count has increased over the last month by 2.2% (16,420) in West Sussex.
 - Claimant count rate is 3.1% in West Sussex, staying below the regional average of 3.2% and national 4.2%.

- Breakdown by district (May'25 - Jun'25):**
- Increases:**
- Adur (3.7%)
 - Arun (0.9%)
 - Crawley (1.4%)
 - Horsham (2.9%)
 - Worthing (3.6%)
 - Mid Sussex (6.5%)
- Decreases:**
- Chichester (0.2%)

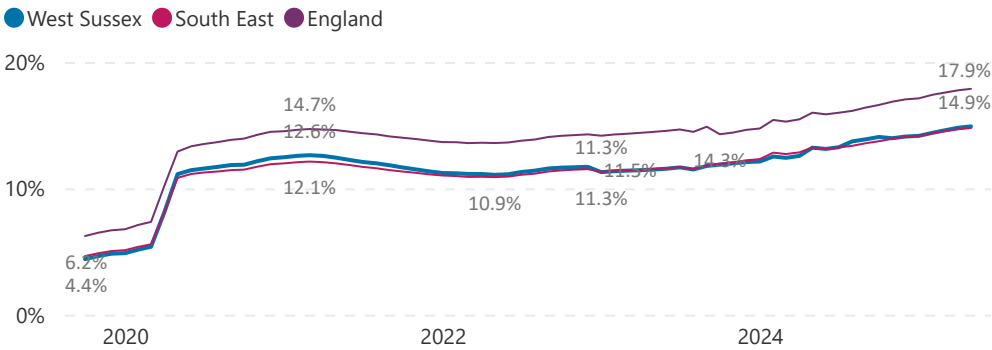
- Specifics (Jun'25):**
- Crawley recorded the highest claimant count (3,750).
 - Crawley had the highest claimant count rate (4.8%), higher than national average.
 - Mid Sussex had the lowest claimant count rate (1.9%).

*The claimant count includes those people who are claiming either Job Seekers Allowance or Universal Credit principally because they are out of work or working very few hours and/or have a very low wage.

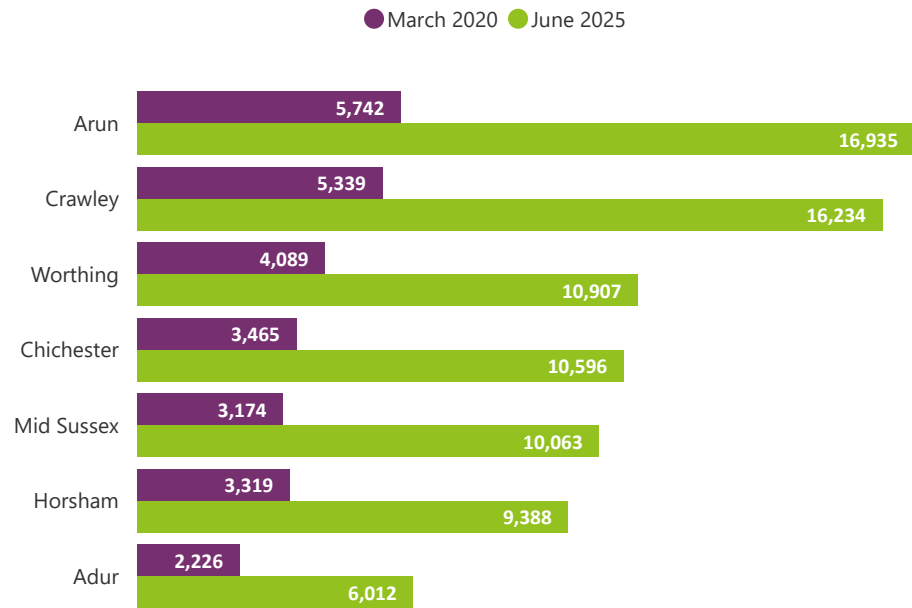
West Sussex: Universal Credit Claimants



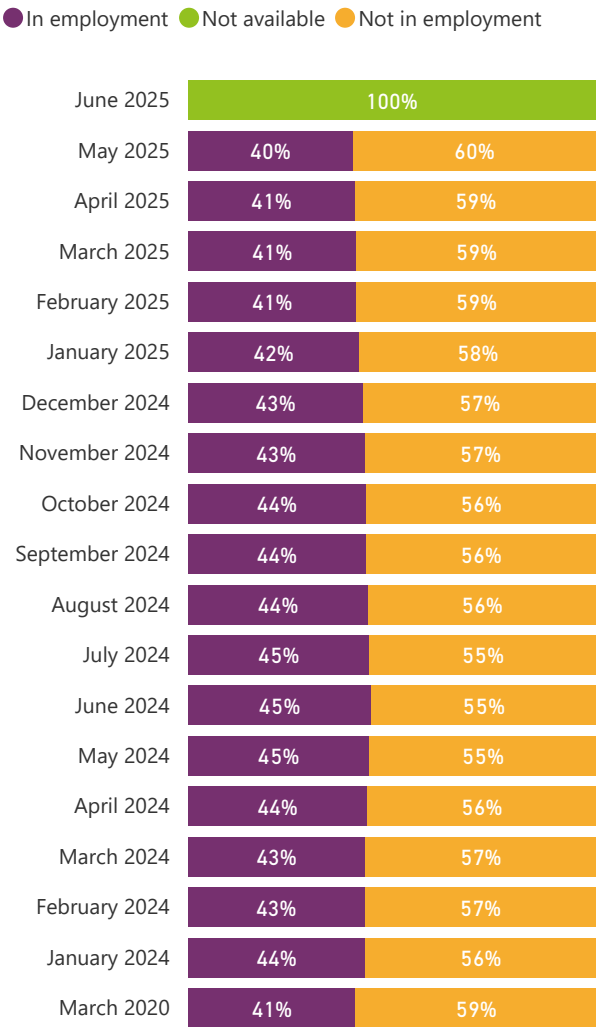
Percentage of people aged 16-64 years claiming Universal Credit



Universal Credit claimants in West Sussex change



Universal Credit claimants in West Sussex by employment status



Summary of Universal Credit Claimants in West Sussex, June 2025

Overall:

- In June 2025, numbers of Universal Credit claimants increased by 3.5% (80,135 total) over the last month in West Sussex.
- Significant rise since March 2020 (193% increase).
- Higher increase than national (176%) or regional (164%) average.
- The percentage of the 16-64 population claiming UC in West Sussex has risen to 14.9%, which is almost the same as the regional percentage and lower than the national percentage of 17.8% for the last month.

Employment status:

- 40% of claimants were in employment in May 2025. Higher than national (35%) or regional (37%) average.
- Mid Sussex has the highest percentage of employed claimants (43%).

District-specific:

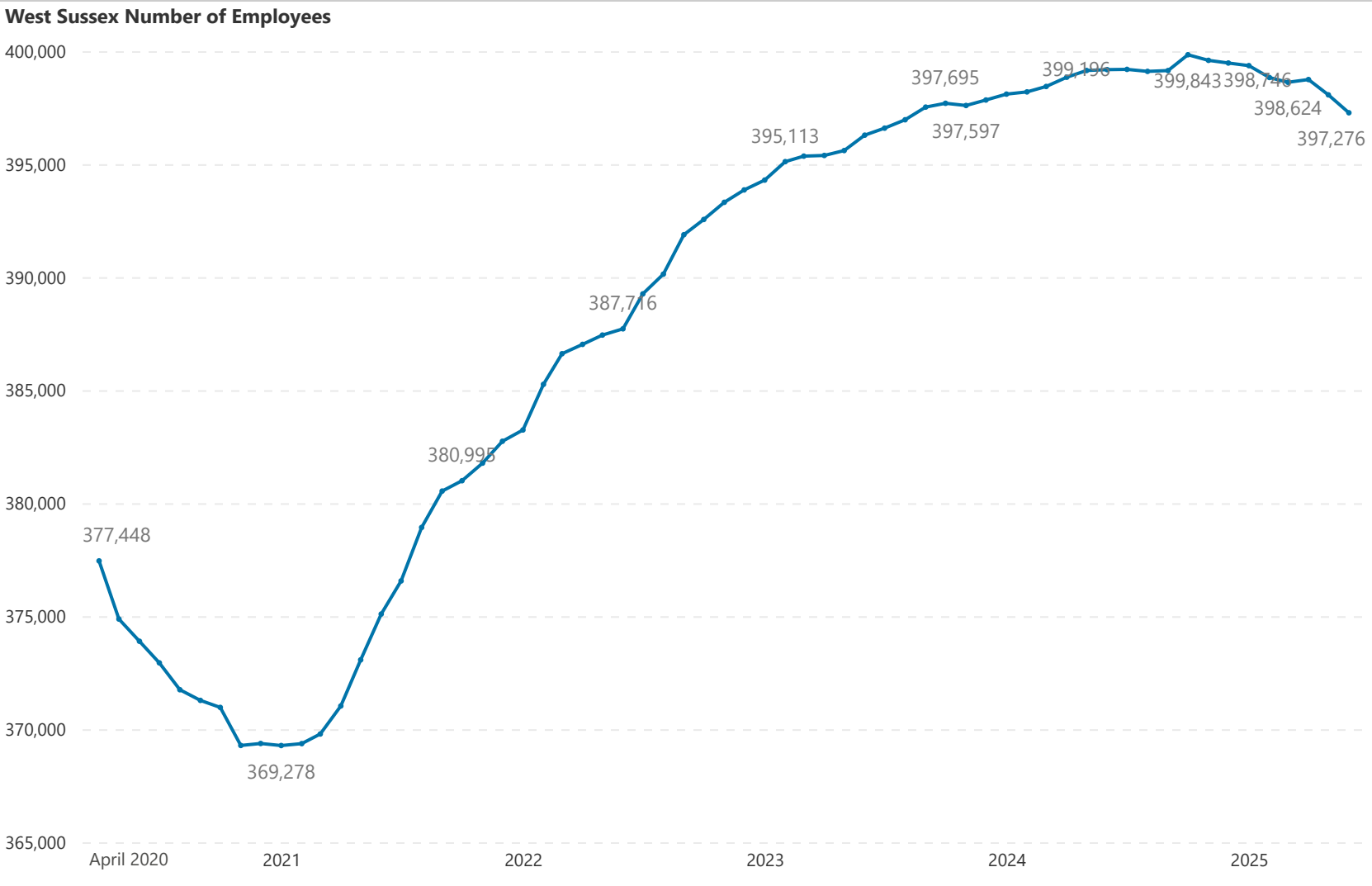
- Mid Sussex had the highest percentage increase in claimants (217%) since March 2020.
- At May 2025, Arun had the highest number of claimants at 16,935.

Note: Employment/not in employment breakdown for June 2025 is not available.

Update: Since 17th of June 2025 Changes were made to the format of the underlying Universal Credit Full Service data feed to provide improvements to the accuracy of Service Centre and Jobcentre site information.



Real Time Information Earnings and Employment

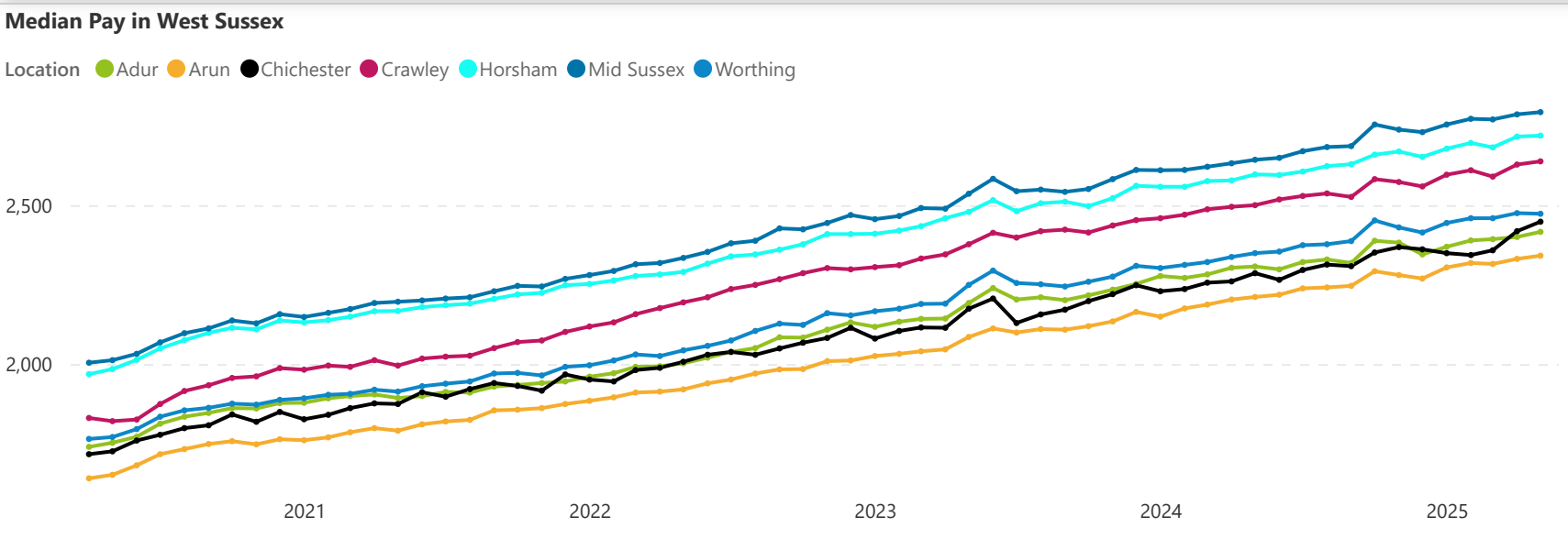
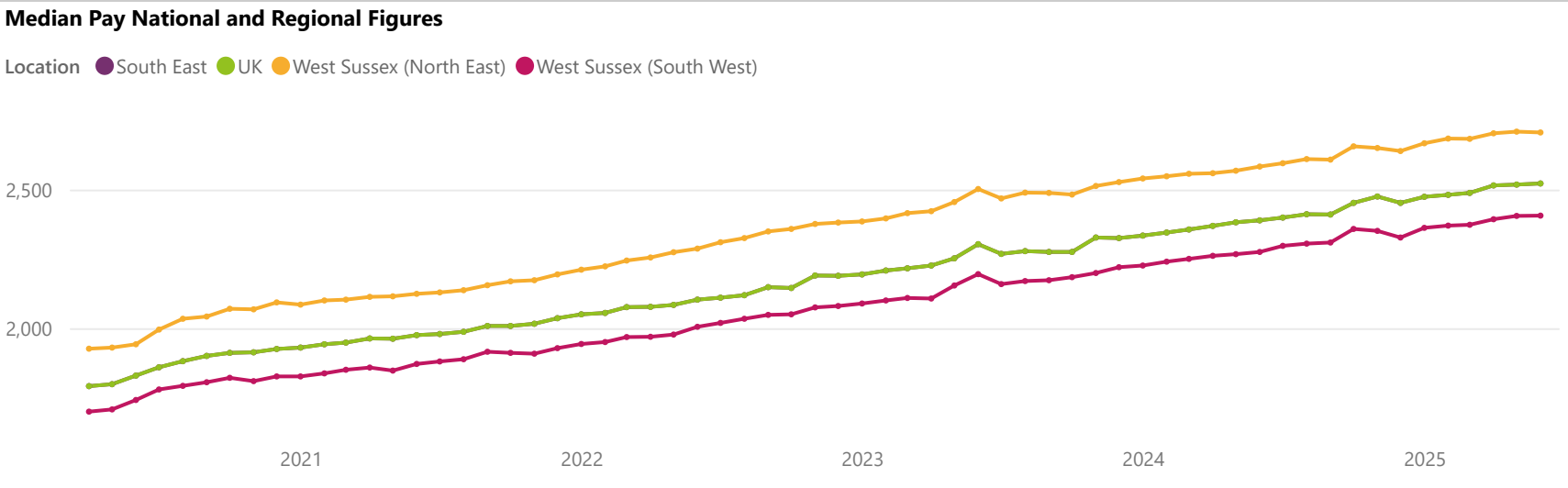


Summary of RTI employees in West Sussex for June 2025.

- Overall:**
- West Sussex: 397,276
 - West Sussex (South West): 195,245
 - West Sussex (North East): 202,031
 - South East: 4,271,867
 - UK: 30,265,512
- One Month Change (May 2025 - June 2025):**
- West Sussex decreased by 0.20%
 - West Sussex (South West) decreased by 0.16%
 - West Sussex (North East) decreased by 0.23%
 - South East decreased by 0.18%
 - England decreased by 0.14%
- Three Month Change (Mar 2025 - June 2025):**
- West Sussex decreased by 0.34%
 - West Sussex (South West) decreased by 0.38%
 - West Sussex (North East) decreased by 0.30%
 - South East decreased by 0.32%
 - England decreased by 0.30%



Real Time Information Earnings and Employment

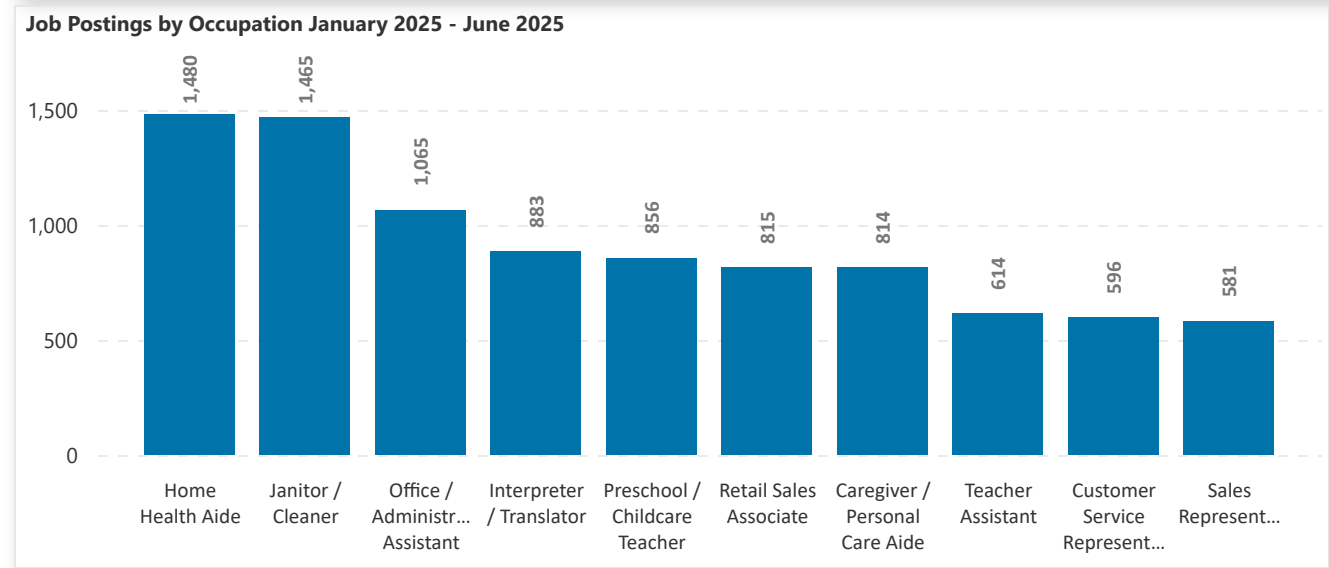
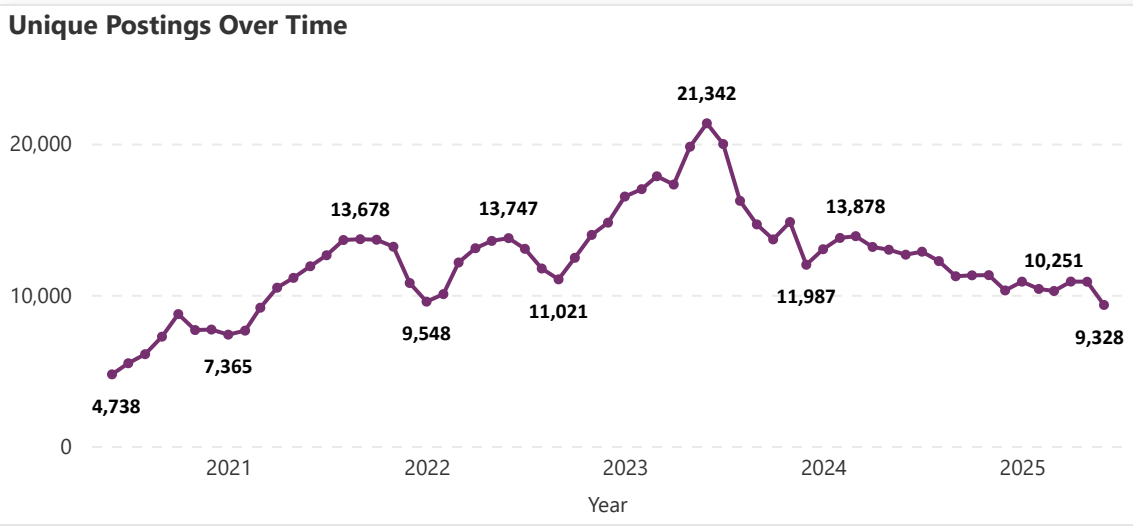
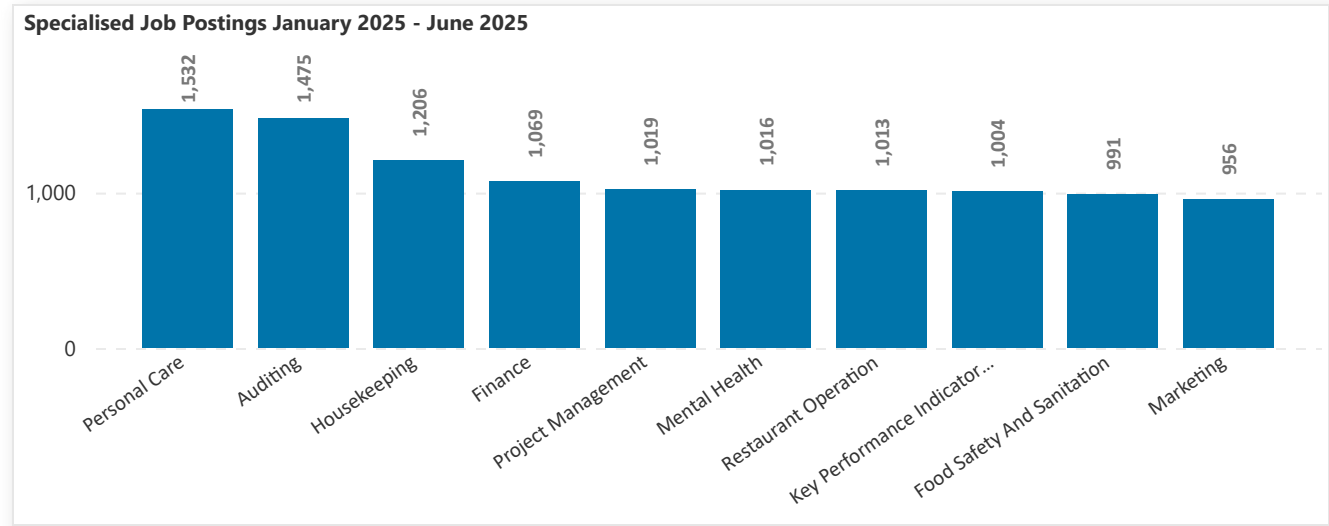


Summary of RTI median pay in West Sussex for July 2025.

- Overall:**
- West Sussex (South West): £2,406
 - West Sussex (North East): £2,706
 - South East: £2,652
 - UK: £2,522
- One Month Change (Apr 2025 - May 2025):**
- West Sussex (South West) increased by 0.04%
 - West Sussex (North East) decreased by 0.11%
 - South East increased by 0.11%
 - UK increased by 0.16%
- Three Month Change (Feb 2025 - May 2025):**
- West Sussex (South West) increased by 1.39%
 - West Sussex (North East) increased by 0.86%
 - South East increased by 1.41%
 - UK increased by 1.37%



Job Postings

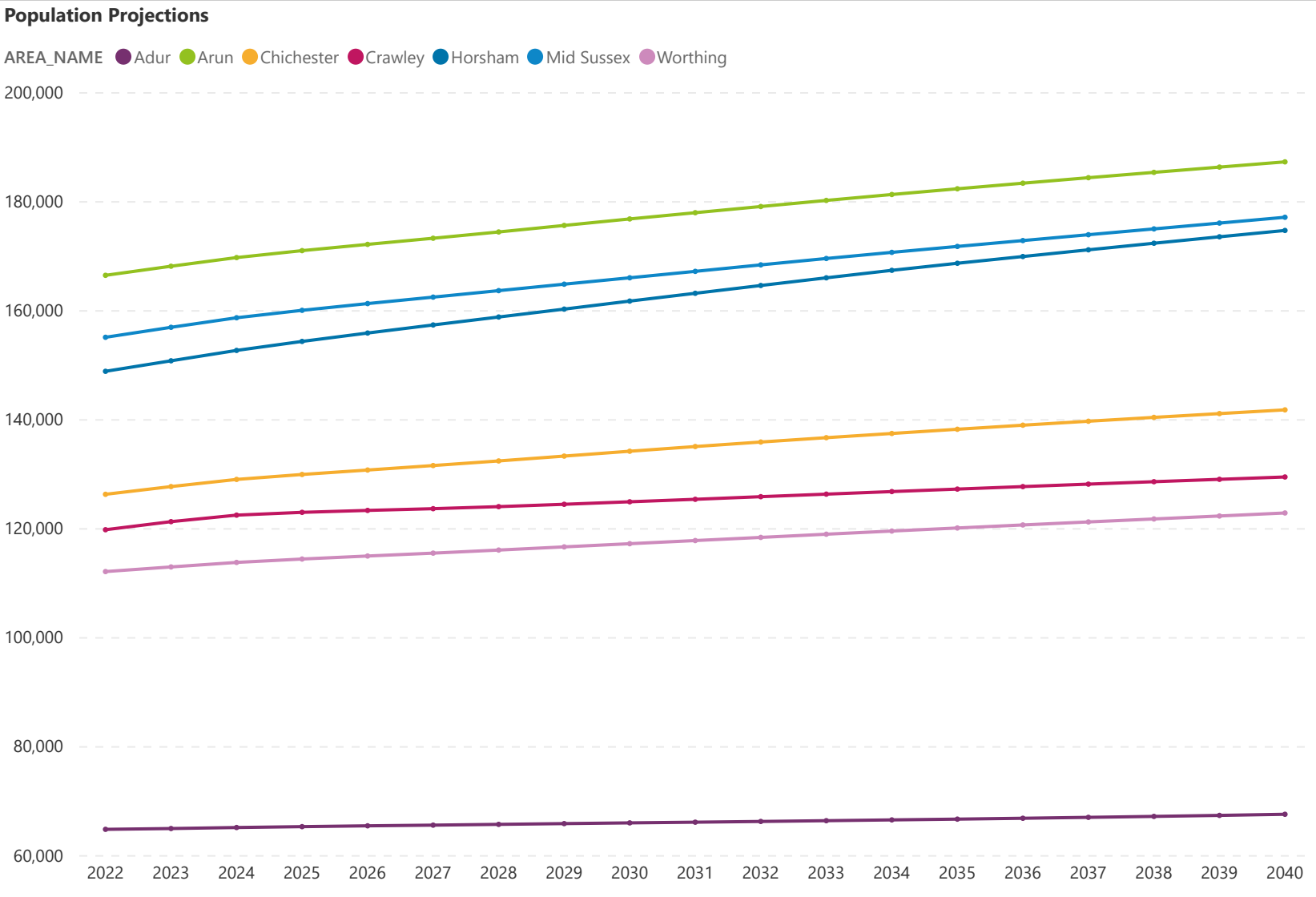


Summary of the job postings in West Sussex by Lightcast.

WSSC has access to Lightcast from which the numbers of job postings by occupation type, along with other information including skills requirements and job titles is available. In June 2025 there were 9,328 unique job postings in West Sussex, a significant reduction from the peak in June 2023 of 21,342 but still higher than the general levels seen pre-Covid. In terms of the top posted occupations over the last six months (January 2025 to June 2025), Home Health Aide is the most frequently posted role, making up the highest number of occupations followed by Janitor/Cleaner. The remaining occupations appear to be evenly distributed.



Population Projections



Source: ONS - [Population Projections](#)

Released: 24 June 2025

Summary of 2025 Population Projections (2022 Based)

Population Projections figures were recently updated and released on the 24th of June 2025, and are now based on 2022 data rather than the previous 2018 baseline.

- All local authorities in West Sussex are expected to remain within the range of 100,000 - 200,000 population to the year of 2040 except Adur which remains at 60,000.
- All local authorities in West Sussex are expected to increase over time to the year of 2040 however the local authorities of Arun (12.51%), Horsham (17.37%), Mid Sussex (14.21%) and Chichester (12.28%) are expected to increase more rapidly than Adur (4.27%), Crawley (8.09%) and Worthing (9.6%).
- The population projection for the entirety of West Sussex is expected to increase to over a million in the year 2040.

Job Vacancies

- Estimated vacancies in April 2025 to June 2025 was 727,000.
- Decreasing 56,000 or 7.2% from March 2025 to May 2025.
- Total estimated vacancies were down by 143,000 (16.5%) in April 2025 to June 2025 from levels in the previous year.
- The number of unemployed people per vacancy was 2.3 in March 2025 to May 2025, up from 20.0 in the previous quarter.

Gross Domestic Product

- Monthly GDP is estimated to have fallen by 0.1% in May 2025.
- Real GDP is estimated to have grown 0.5% in the three months to May 2025, compared with the three months to February 2025.

Labour Market

- Early estimates for June 2025 indicate that the number of payrolled employees decreased with a fall of 0.6% or 178,000.
- The change in employees was highest in the health and social work sector with a rise 67,000 employees.
- The accommodation and food service activities sector saw the highest fall with 108,000 employees.
- Payrolled employment decreased by 41,000 (0.1%) employees in June 2025.
- UK payrolled employee growth for May 2025 compared with April 2025 has been revised from a decrease of 109,000 reported in the last bulletin to a decrease of 25,000.
- Early estimates for June 2025 indicate that median monthly pay increased by 5.6% compared with June 2024.
- Annual growth in median pay in June 2025 was highest in the accommodation and food service activities sector, with an increase of 7.3%; it was lowest in the professional, scientific and technical sector, with an increase of 3.4%

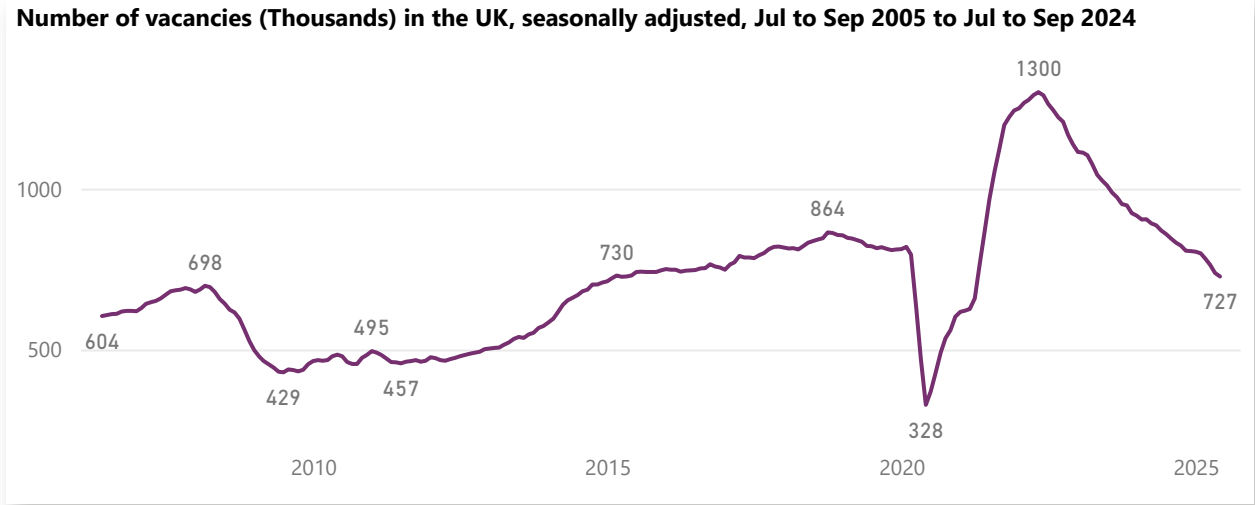
Business Trading

- 15% of trading businesses reported their turnover had increased in June 2025 compared with May 2025.
- 24% of trading businesses reported their turnover had decreased in June 2025 compared with May 2025.
- 19% of trading businesses reported that they expect their turnover to decrease in August 2025.
- In early July 2025, economic uncertainty was the most commonly reported challenge affecting turnover for trading businesses at 29%. For businesses with 10 or more employees, the most commonly reported challenge was cost of labour at 36%.
- 15% of trading businesses with 10 or more employees reported they expect to raise the prices of goods and services they sell in August 2025.
- 40% of businesses with 10 or more employees reported they were not considering raising their prices in August 2025.
- 9% of businesses reported that they were currently experiencing worker shortages.

Business Closures

- Company insolvencies in England and Wales was 2,043 in June 2025, 8% lower than in May 2025.
- Company insolvencies consisted of 332 compulsory liquidations, 1,585 creditors' voluntary liquidations (CVLs), 111 administrations and 15 company voluntary arrangements (CVAs).
- There were 10,279 individual insolvencies in England and Wales.
- Individual insolvencies consisted of 596 bankruptcies, 4,135 debt relief orders (DROs) and 5,548 individual voluntary arrangements (IVAs).
- The number of DROs in June 2025 was close to the record monthly high seen in June 2024.
- TIVA numbers in the first six months of 2025 were similar to the monthly average in 2024. Bankruptcy numbers remained at about half of pre-2020 levels and were also 10% lower than in June 2024.
- Bankruptcy numbers remained at about half of pre-2020 levels and were also 10% lower than in June 2024.

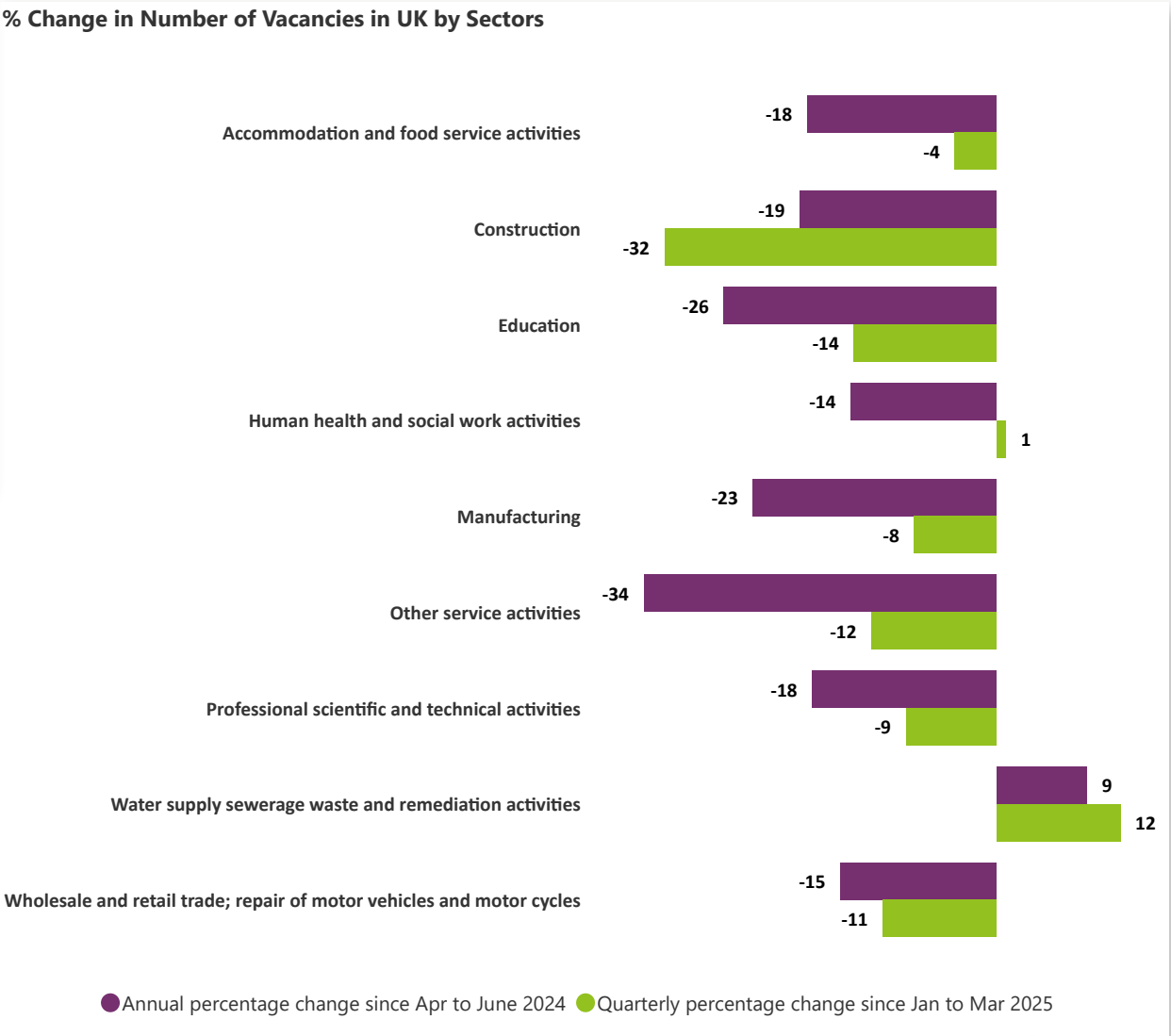
Job Vacancies (UK)



Summary of job vacancies (UK).

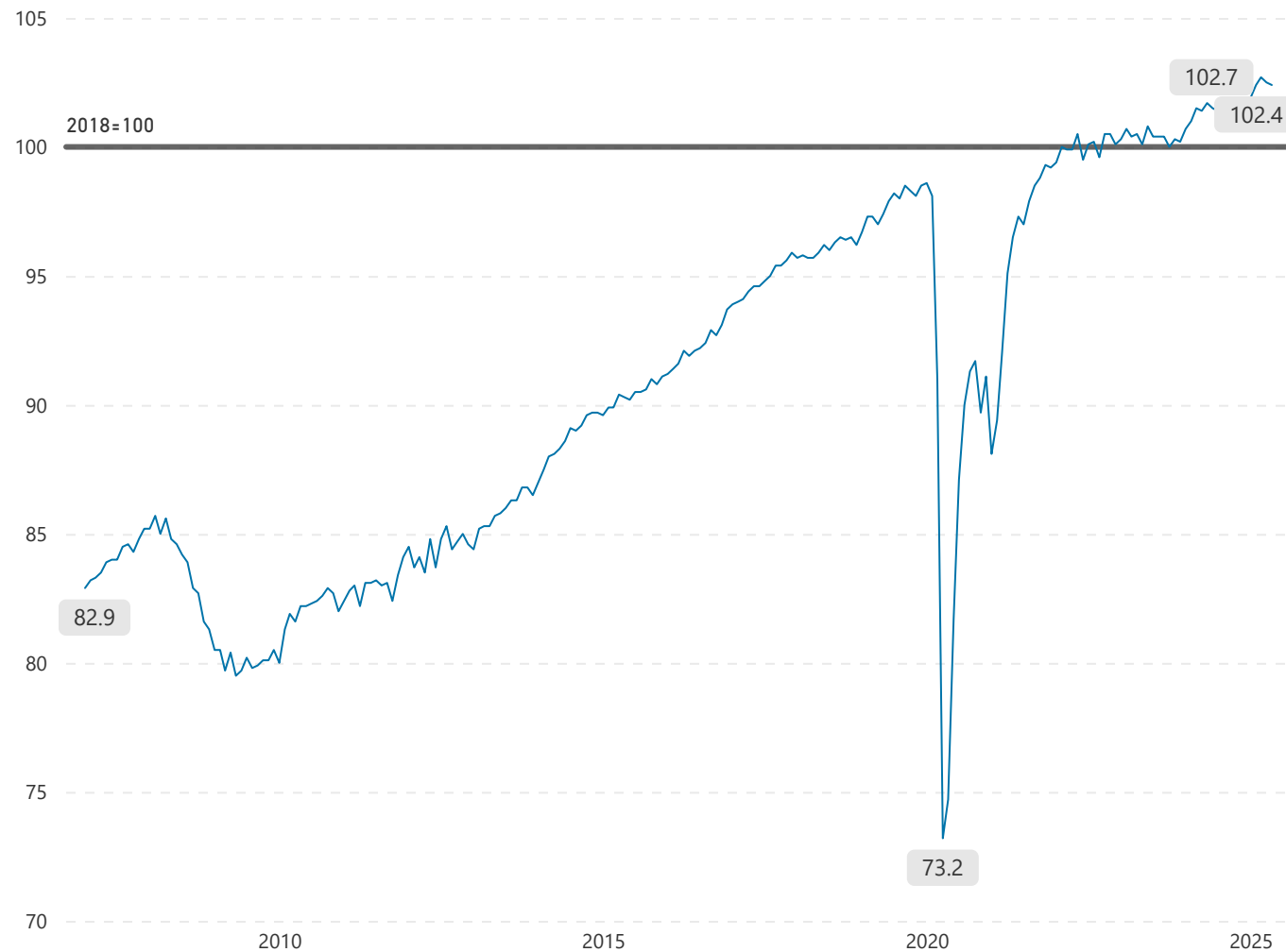
Overall:

- Estimated vacancies in April 2025 to June 2025 was 727,000.
- Decreasing 56,000 or 7.2% from March 2025 to May 2025.
- Total estimated vacancies were down by 143,000 (16.5%) in April 2025 to June 2025 from levels in the previous year.
- The number of unemployed people per vacancy was 2.3 in March 2025 to May 2025, up from 20.0 in the previous quarter.



Gross Domestic Product (GDP)

Monthly index, UK



Summary of Gross Domestic Product (GDP) (UK).

Overall:

- Monthly GDP is estimated to have fallen by 0.1% in May 2025.
- Real GDP is estimated to have grown 0.5% in the three months to May 2025, compared with the three months to February 2025.

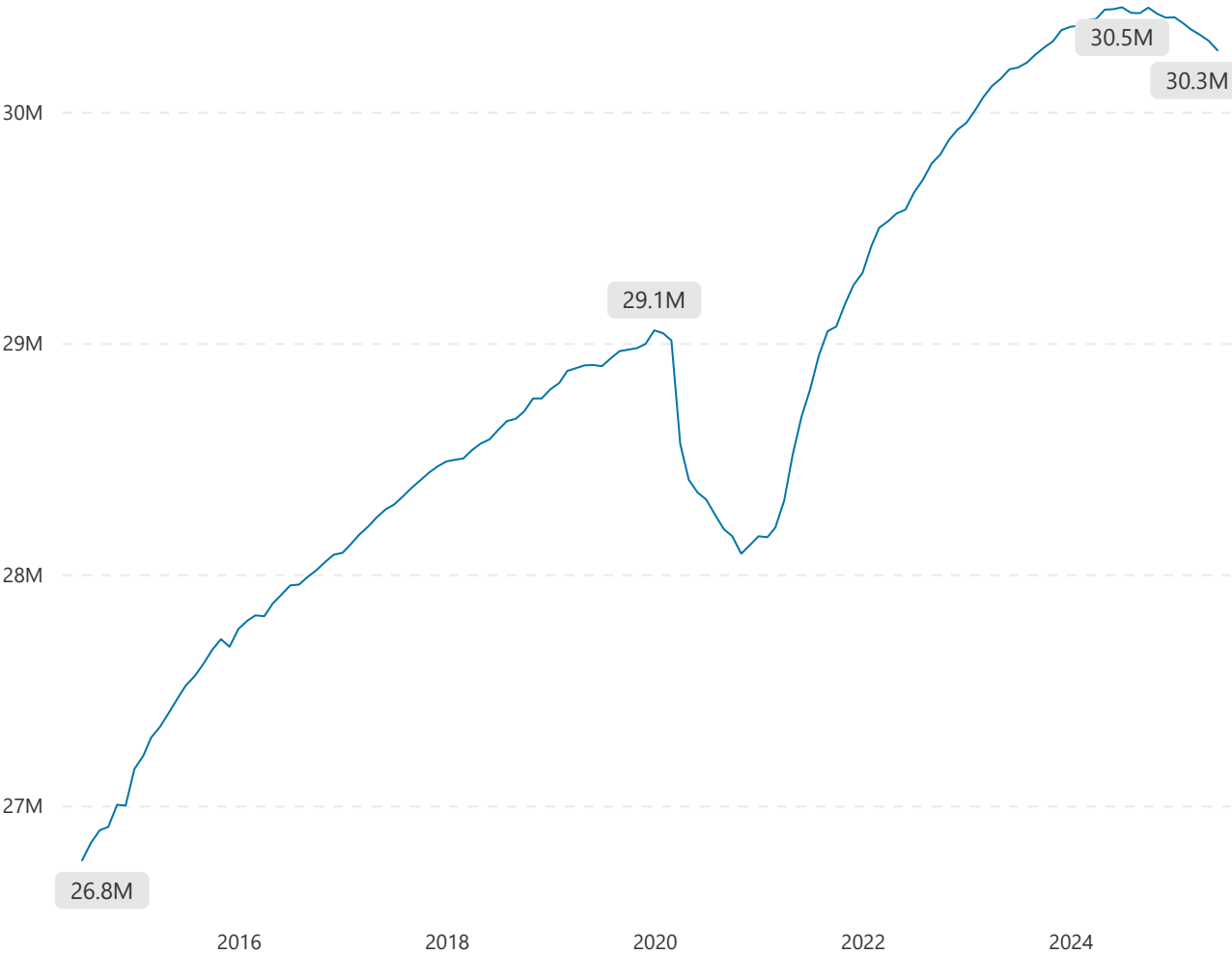
Output growth:

- Services grew by 0.1% in May 2025
- Production fell by 0.9% in May 2025
- Construction fell by 0.6% in May 2025

Labour Market



Payrolled employees, seasonally adjusted, UK



Summary of Labour Market (UK).

Overall:

- Early estimates for June 2025 indicate that the number of payrolled employees decreased with a fall of 0.6% or 178,000.
- The change in employees was highest in the health and social work sector with a rise 67,000 employees.
- The accommodation and food service activities sector saw the highest fall with 108,000 employees.
- Payrolled employment decreased by 41,000 (0.1%) employees in June 2025.
- UK payrolled employee growth for May 2025 compared with April 2025 has been revised from a decrease of 109,000 reported in the last bulletin to a decrease of 25,000.
- Early estimates for June 2025 indicate that median monthly pay increased by 5.6% compared with June 2024.
- Annual growth in median pay in June 2025 was highest in the accommodation and food service activities sector, with an increase of 7.3%; it was lowest in the professional, scientific and technical sector, with an increase of 3.4%

Source: [ONS, Earning and Employment from Pay As You Earn](#)

Released: 17 July 2025

Summary of business insights and impact on the UK economy.

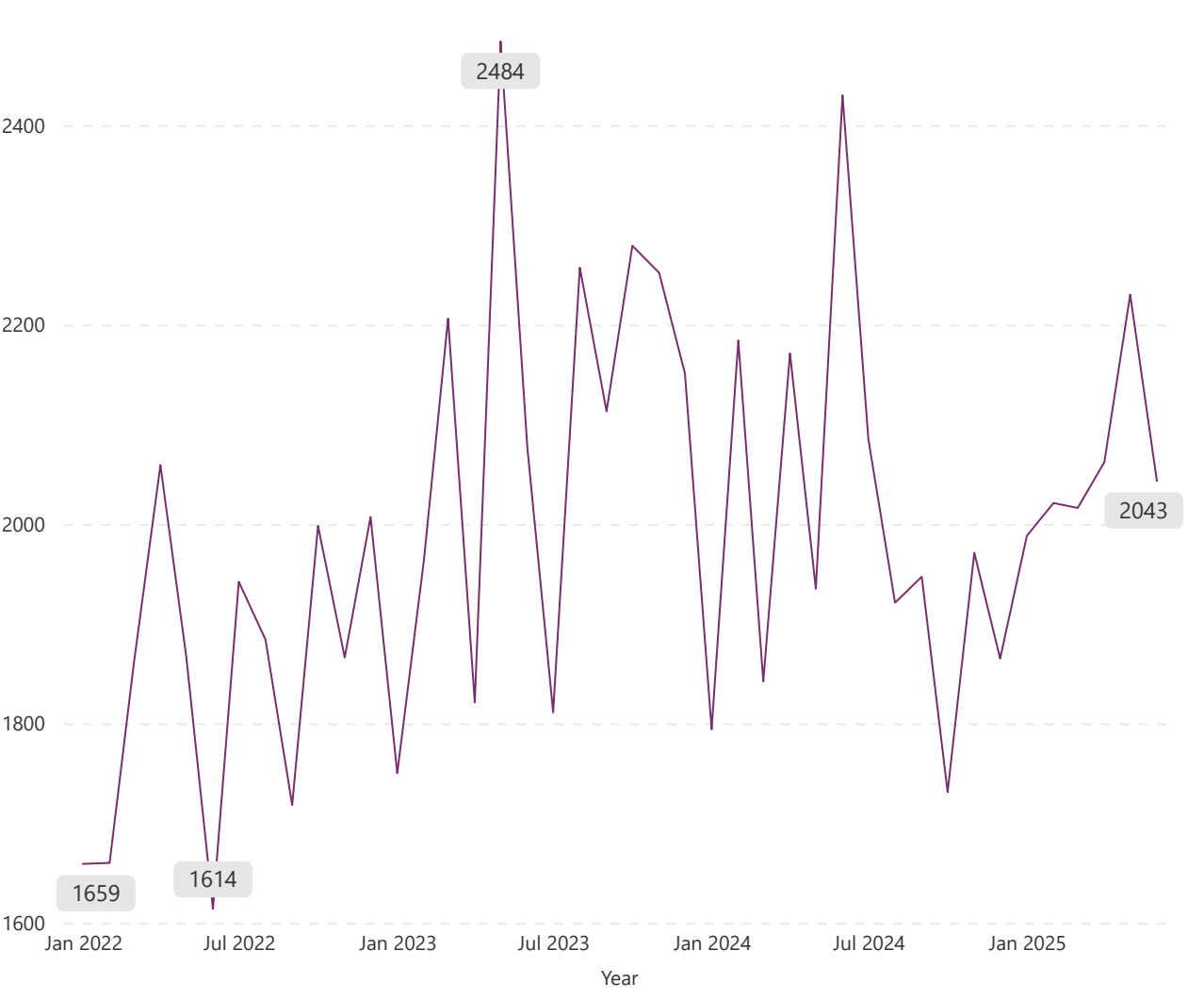
This data is the final results from Wave 136 of the Business Insights and Conditions Survey (BICS) which was live 7 to 20 June 2025.

Overall:

- 15% of trading businesses reported their turnover had increased in June 2025 compared with May 2025.
- 24% of trading businesses reported their turnover had decreased in June 2025 compared with May 2025.
- 19% of trading businesses reported that they expect their turnover to decrease in August 2025.
- In early July 2025, economic uncertainty was the most commonly reported challenge affecting turnover for trading businesses at 29%. For businesses with 10 or more employees, the most commonly reported challenge was cost of labour at 36%.
- 15% of trading businesses with 10 or more employees reported they expect to raise the prices of goods and services they sell in August 2025.
- 40% of businesses with 10 or more employees reported they were not considering raising their prices in August 2025.
- 9% of businesses reported that they were currently experiencing worker shortages.

Business Closures (Company)

Company insolvencies in England & Wales



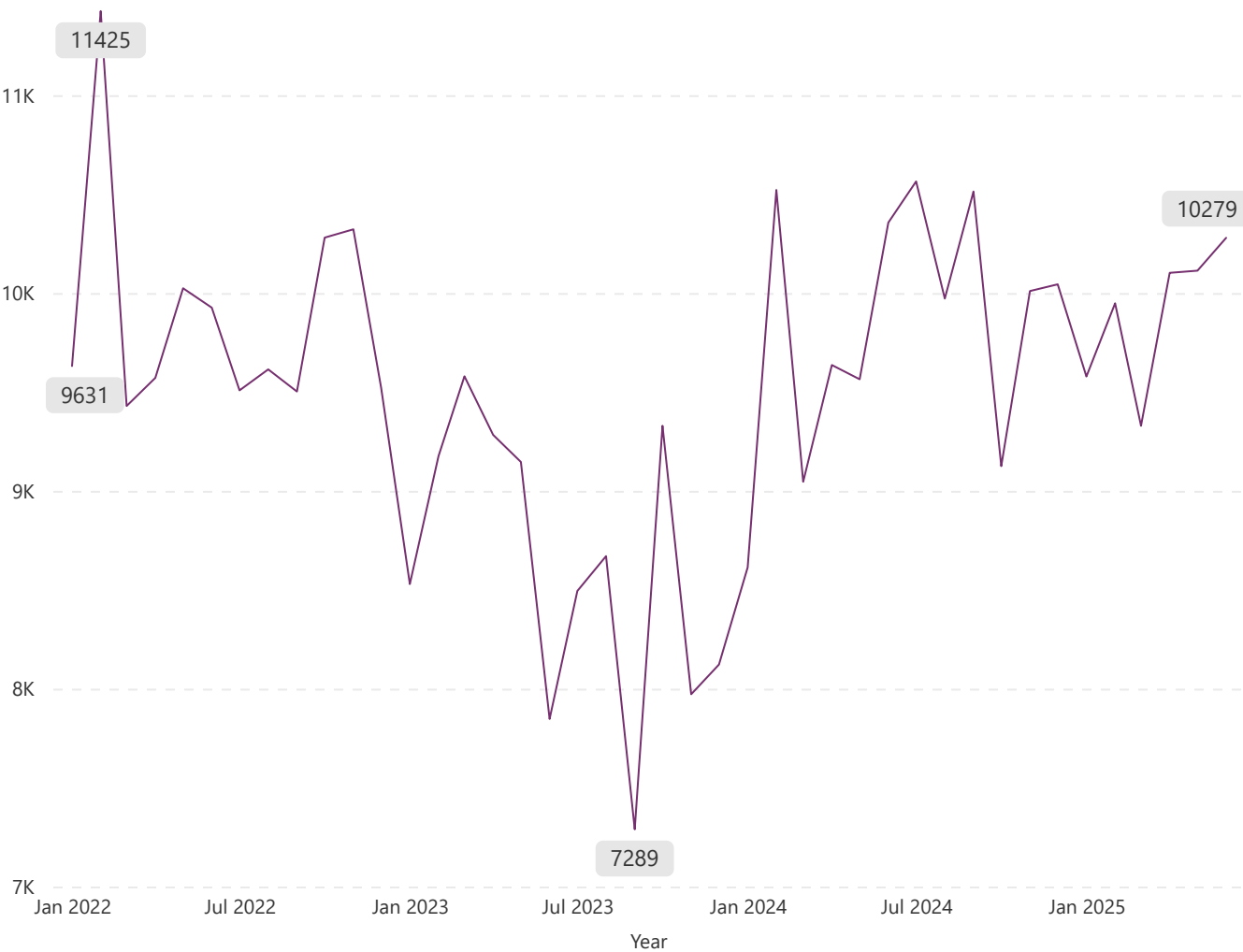
Summary of business closures (company) on the UK economy.

Overall:

- Company insolvencies in England and Wales was 2,043 in June 2025, 8% lower than in May 2025.
- Company insolvencies consisted of 332 compulsory liquidations, 1,585 creditors' voluntary liquidations (CVLs), 111 administrations and 15 company voluntary arrangements (CVAs).

Business Closures (Individual)

Individual insolvencies in England & Wales



Summary of business closures (individual) on the UK economy.

Overall:

- There were 10,279 individual insolvencies in England and Wales.
- Individual insolvencies consisted of 596 bankruptcies, 4,135 debt relief orders (DROs) and 5,548 individual voluntary arrangements (IVAs).
- The number of DROs in June 2025 was close to the record monthly high seen in June 2024.
- TIVA numbers in the first six months of 2025 were similar to the monthly average in 2024. Bankruptcy numbers remained at about half of pre-2020 levels and were also 10% lower than in June 2024.
- Bankruptcy numbers remained at about half of pre-2020 levels and were also 10% lower than in June 2024.