

TRAFFIC REGULATION ORDER (TRO) CONSULTATION

ADR9020MM – Southwick: A259 Pedestrian Crossing

18/1/24 – 8/2/24

Contents

Notice	Page 2
Statement of Reasons	Page 3
Plan "adr9020_drawing" - proposals	Page 4

West Sussex County Council
Road Traffic Regulation Act 1984 – Section 23

Shoreham-By-Sea: Brighton Road (A259)
Pedestrian Crossing Place

NOTICE is hereby given that West Sussex County Council proposes to install a signal-controlled pedestrian crossing on Brighton Road (A259) in Shoreham-By-Sea, immediately west of the entrance to Lighthouse Car Centre.

Documents containing more information about the proposed crossing can be viewed on our website at www.westsussex.gov.uk/tro. The website includes a response form for any comments or objections.

People without access to a computer who wish to view details of the scheme should telephone the West Sussex County Council Contact Centre on 01243 642105 to receive the documents by post.

Any objections or comments about the proposal must be received by 8 February 2024. These may be sent in writing to: TRO Team, West Sussex County Council, The Grange, Tower Street, Chichester, PO19 1RH, by email to: **tro.team@westsussex.gov.uk** or via the response form on the website.

Dated this 18th day of January 2024.

Director of Law & Assurance, County Hall, Chichester
ADR9020-MM

SHOREHAM-BY-SEA: BRIGHTON ROAD (A259)
PEDESTRIAN CROSSING PLACE

Background Note

West Sussex County Council proposes to install a signal-controlled pedestrian crossing on Brighton Road (A259) in Shoreham-By-Sea, immediately west of the entrance to Lighthouse Car Centre.

Planning consent has been granted for the construction of a new residential property development on land south of Brighton Road (A259) opposite Lighthouse Car Centre. This planning consent requires the developer to meet the cost of installing a new pedestrian crossing on Brighton Road to ensure safe access from the development to facilities on the northern side of the road.

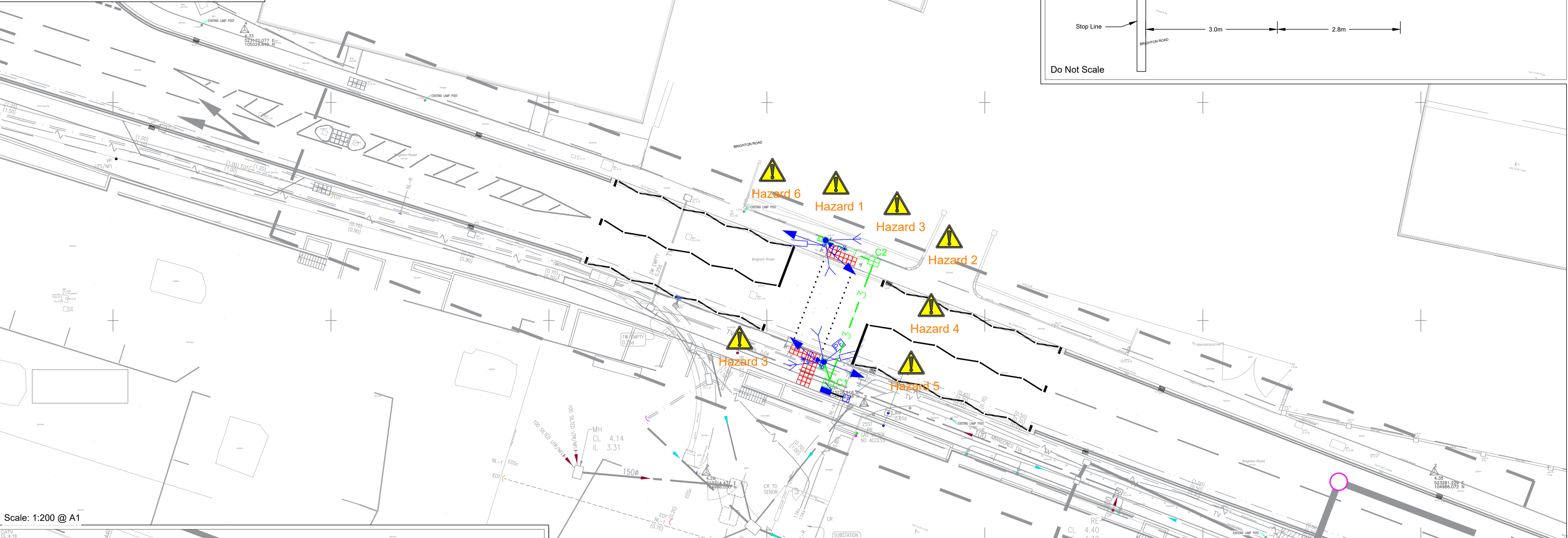
The new facility will be a puffin crossing with audible beepers which will be silenced overnight.

The attached Section 278 Highway works drawing shows the layout and location of the proposed new crossing.

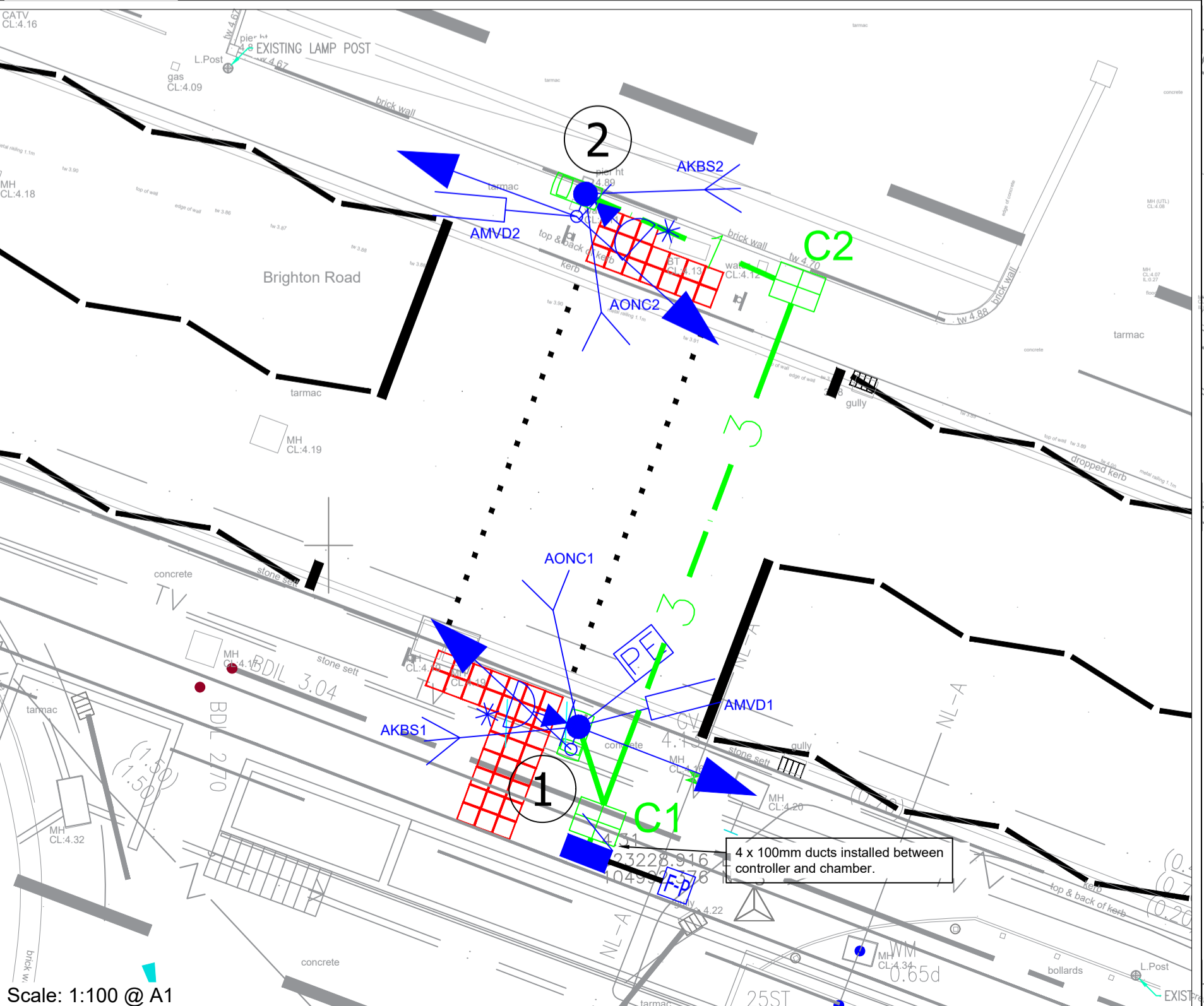
Director of Law & Assurance
30 May 2023
ADR9020-MM

Crossing Timings (in seconds)

8.0m	
Period 1	7
Period 2	3
Period 3	3
Period 4	6
Period 5	3
Period 6	7
Period 7	2
VA Max	30

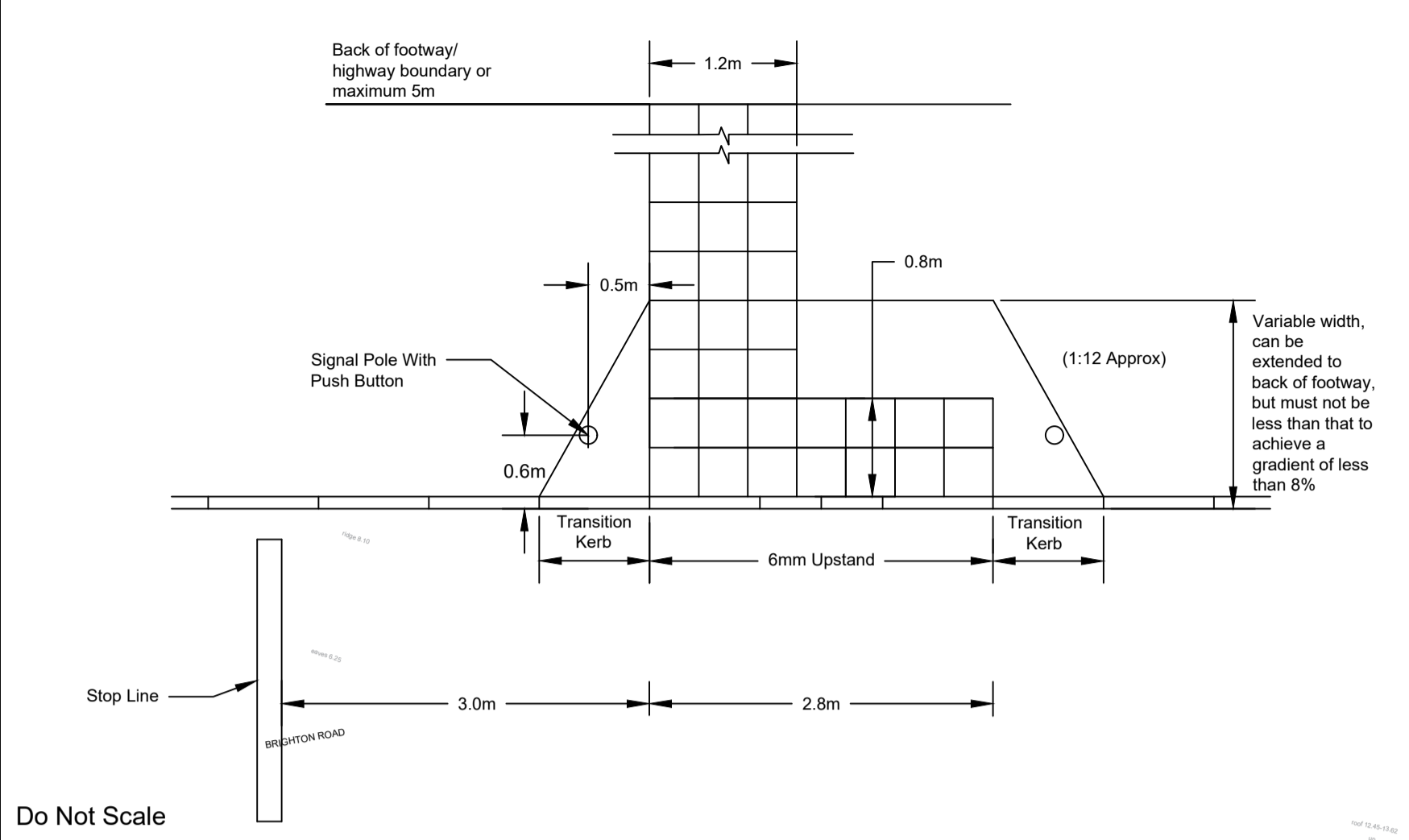


Scale: 1:200 @ A1



Scale: 1:100 @ A1

2.8m (Type) Crossing Detail



- Hazards**
- BT Cables within the vicinity of works.
 - Gas mains within the vicinity of works.
 - Water mains within the vicinity of works.
 - HV Cables within the vicinity of works.
 - LV Cables within the vicinity of works.
 - Street lighting within the vicinity of works.

- SIGNALS KEY:**
- Small case Telnet Traffic Signal Controller.
 - RAG Primary Signal Head and Phase Label.
 - Nearside Puffin Indicator Combined Unit.
 - Brushless Tactile Device.
 - Microwave Vehicle Detector and Label.
 - On-Crossing Detector and Label.
 - Kerbside Detector and Label.
 - Electrical Feeder Pillar.
 - 4m Low Access Spigot Signal Pole.
 - 0.3m Extension Bracket.
 - Photoelectric Cell.
 - Signal Pole Number.
- CIVILS KEY: NEW**
- NAL STAKKAbOX Square Chamber 600mm x 600mm.
 - NAL Pole Retention Socket RS115.
 - New 100mm Orange Traffic Signals Duct (No. as indicated).
 - New 50mm Orange Duct for Electrical Feed.
 - Chamber referencing number.
 - 400mm x 400mm Tactile Paving (Red in colour).

- Notes:**
- Small Case Telnet Controller to be installed on NAL Cabinet Base with integral Telnet Remote Monitoring. Suitable SIM card to be provided by WSCC.
 - All poles to be to be 114mm diameter 4m Low Access Spigot and installed 450mm deep.
 - All Poles and controller are to be Grey in colour.
 - Pole numbers are to face the controller and be white on a black background. The SCN of the site shall be displayed on the controller cabinet in characters approximately 50mm high. A fault reporting sticker should be displayed on the controller cabinet, beneath the SCN, detailing fault number and email address to contact.
 - The signal heads should be LED and both the signals and controller shall be ELV (Extra Low Voltage).
 - The photo cell for dimming shall be located on a signal head on pole 1 where it will not be affected by street lighting.
 - All road markings shown to be laid in accordance with TSSRD 2016.
 - All new ducting shall be polypropylene, orange in colour, smooth bore with 'Traffic Signals' imprinted on the duct. Draw cards shall be included in all ducts.
 - All new duct chambers are to have a grade B composite lid with steel frames and will have 150mm concrete bed and surround.
 - Ducting from RS115 NAL units to adjacent chamber are to be 1x100mm unless indicated otherwise. All other runs shall be as indicated by number.
 - Orange 50mm duct to be installed between electrical feeder pillar and controller for electricity supply. Electric supply to be organised by Main Contractor.
 - Puffin units to be fitted with audible devices. Audibles to operate via timetable between hours of 07:00 and 22:00 - 7 days a week.
 - Drawing to be read in conjunction with the works specification.

Cable Schematic

- ELV CONTROLLER**
- 1 x 20 core (1.5mm²) 1 x 12 core (1.5mm²) (1)
Approx length 16m
 - 1 x 20 core (1.5mm²) 1 x 16 core (1.5mm²) (2)
Approx length 24m

Pole Setting Out

Pole No	Pole Type	Pole Distance from Kerb (m)	Pole Distance from Tactile Paving (m)	NAL Retention Socket and Pole Planting Depth	Notes
1	4m Low Access Spigot	0.6	0.5	RS115 (600)	
2	4m Low Access Spigot	-	0.5	RS115 (600)	Pole installed at back of footway

Equipment Schedule

Primary Signal Heads	Detection		Push Button Types		Other Equipment				
	Microwave Vehicle Detector	On-Crossing Detector	Kerbside Detector	Nearside Indicator and Push Button Unit Combined	Photoelectric Cell	Brushless Tactile Device	Audible Device	0.3m Extension Bracket	
2	1	1	1	1	1	1	1	1	

DETAILED DESIGN

Project No: S01241 Scale: As shown Date: 02/05/2023

Drawn: JDM CAD File Name: 354572-TS-001-Rev00

Design Telephone: +44 (0)1926 693024 Design Email: design.services@telnet.com

telnet Technology Services Ltd.

Point 3, Haywood Road, Warwick, CV34 5AH, United Kingdom

Originator: JDM Checked: PJS Approved: PJS Approval Date: 04/05/2023

DRAWING No: 354372-TS ISS: 01 REV: 00