

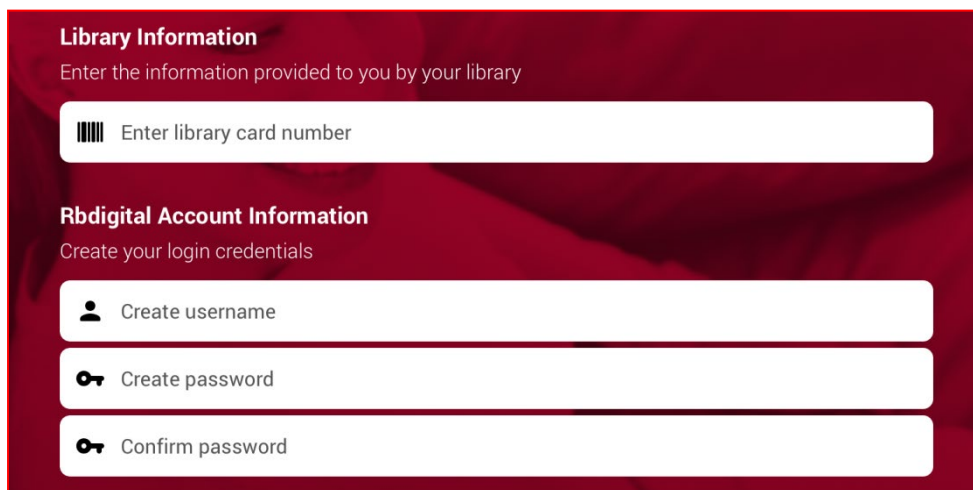
Help with eComics

You can read and download **eComics** through West Sussex Library Service on a PC, laptop, smartphone or tablet. You will need a current library card and an RB Digital account first. Once you have both of those you're good to go! Note that these instructions cover accessing **eComics** on a smartphone or tablet.

Creating an RB Digital account

Begin by downloading the **RB Digital** app from your app store and opening it. Alternatively you can open a browser and type in the website address for [RB Digital](#). To set up your account click **Register now** (shown below). On the following two screens you will select first your country, then **West Sussex County Libraries**.

Next you will need to fill in the form, part of which is shown below, and click **Register**. Remember to tick the **Terms of Service** box!



The screenshot shows a registration form with a dark red background. It is divided into two main sections:

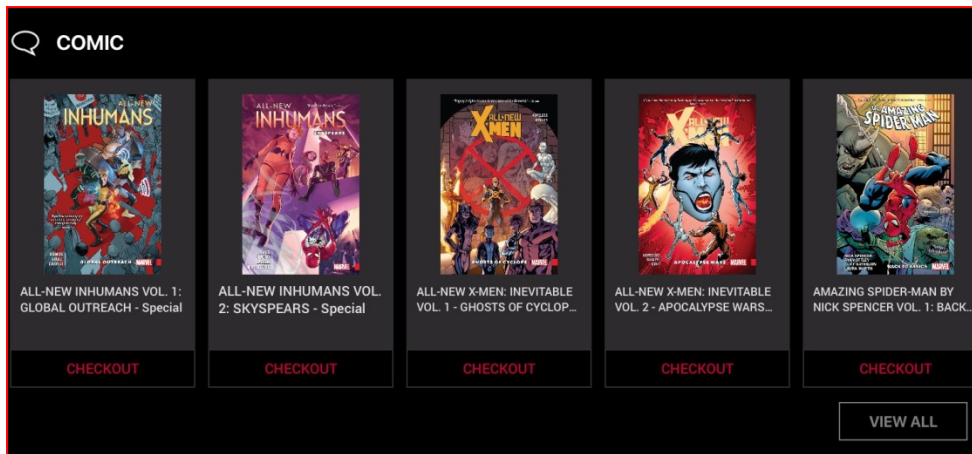
- Library Information**: Subtitle "Enter the information provided to you by your library". It contains a single input field with a barcode icon and the placeholder text "Enter library card number".
- Rbdigital Account Information**: Subtitle "Create your login credentials". It contains three input fields:
 - The first field has a person icon and the placeholder text "Create username".
 - The second field has a key icon and the placeholder text "Create password".
 - The third field has a key icon and the placeholder text "Confirm password".

Mobile devices may display the following message after registration:

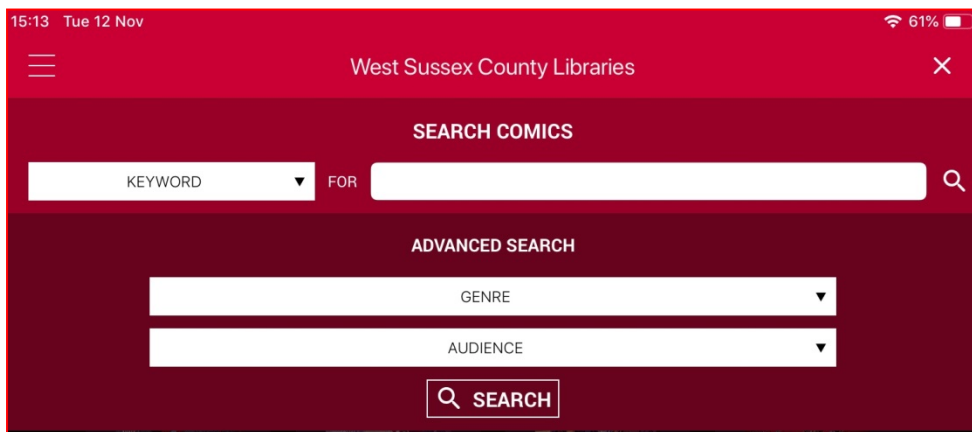
“Allow RB Digital to access photos, media and files on your device?”

Please tap **allow** to access the eBook content via the RB Digital App.

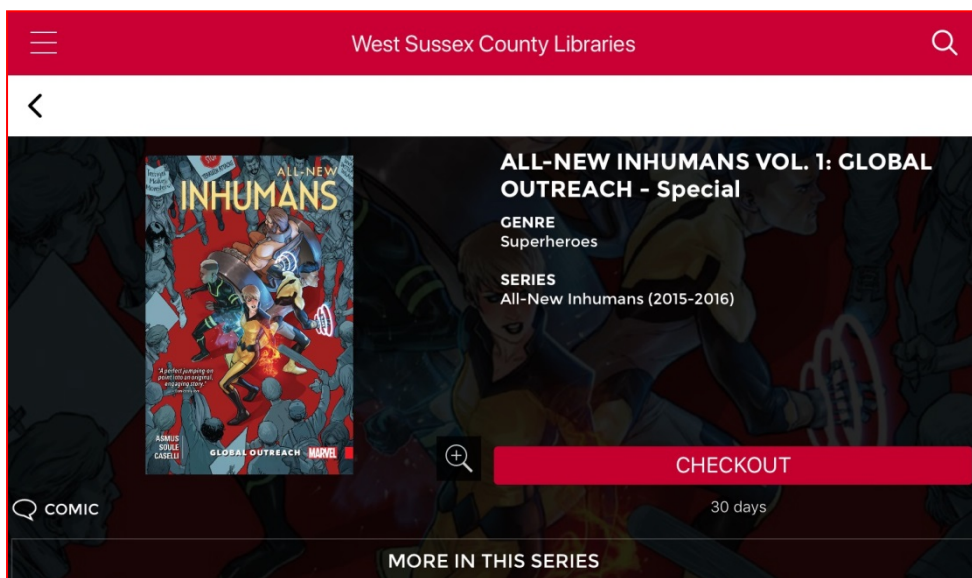
When you have logged in you will see the Home screen. You can select **eComics** from the list of options. To browse click the **View All** tab in the bottom right hand corner (shown below).



You can search **eComics** by title, keyword, series or genre. To search by title or series click the magnifying glass.



Once you have selected a comic to read you need to check it out by clicking **Checkout** (shown below). Then you will have the option to **Read**. You also have the option to select other titles in a series by selecting **More in series**.



To return the **eComic** once you have finished reading it click on the three lines on the top left of the screen (circled below) to see which titles you have checked out. Tap on the title

that you no longer require and then click **Return**.

For help with eLibrary products please [email the Library Service](#).

This guide has been produced by West Sussex County Council Library Service © 2020.