


## Help with eAudiobooks

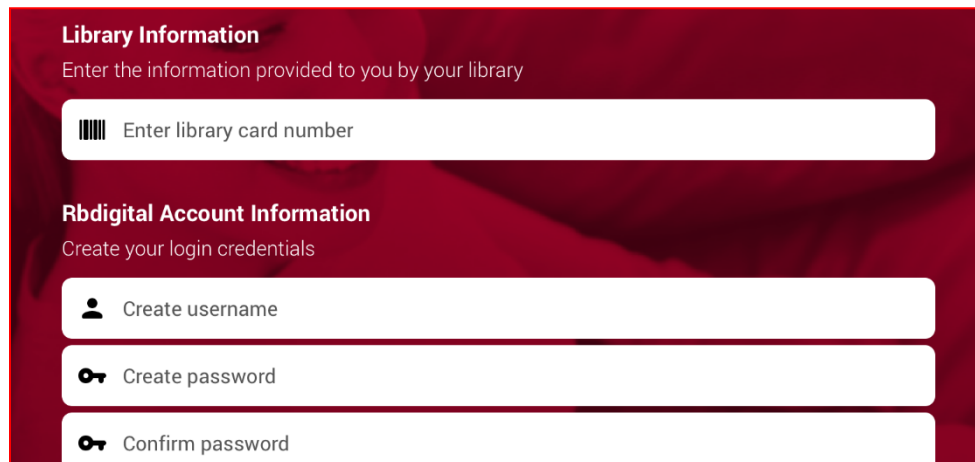
You can read and download **eAudiobooks** through West Sussex Library Service on a PC, laptop, smartphone or tablet. You will need a current library card and an RB Digital account first. Once you have both of those you're good to go! Note that these instructions cover accessing **eAudiobooks** on a smartphone or tablet.

## Creating an RB Digital Account

Begin by downloading the **RB Digital** app from your app store and opening it. Alternatively you can open a browser and type in the address for [RB Digital](#). This will take you to the **RB Digital** website. To set up your account click **Register**. On the following two screens you will select first your country, then **West Sussex County Libraries**.



Next you will need to fill in the form, part of which is shown below, and click **Register**. Remember to tick the **Terms of Service** box!

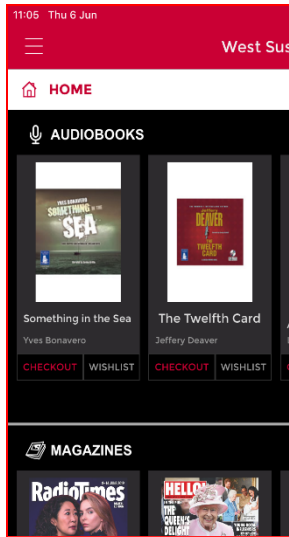


The image shows a registration form with a dark red background. It is divided into two main sections. The first section is titled "Library Information" and includes the instruction "Enter the information provided to you by your library" and a single input field with a barcode icon and the text "Enter library card number". The second section is titled "Rbdigital Account Information" and includes the instruction "Create your login credentials". It contains three input fields: "Create username" with a person icon, "Create password" with a key icon, and "Confirm password" with a key icon.

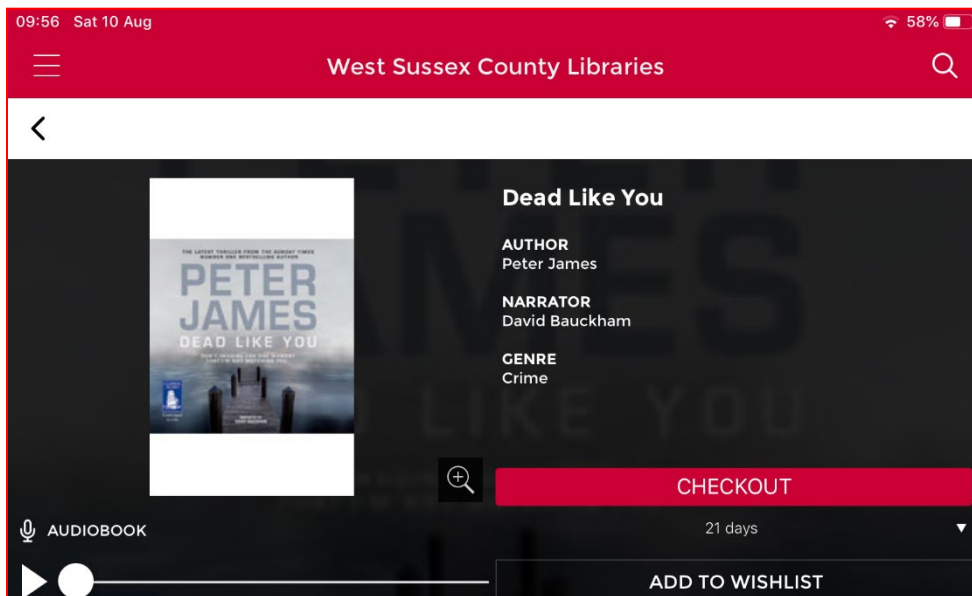
Mobile devices may display the following message after registration:  
" Allow RB Digital to access photos, media and files on your device?"  
Please tap **allow** to access the eBook content via the RB App.

4. When you have logged in you will see the Home screen(shown below).  
**eAudiobooks** appear as the first option. To browse click the **View All** tab in the bottom right corner of the screen display.

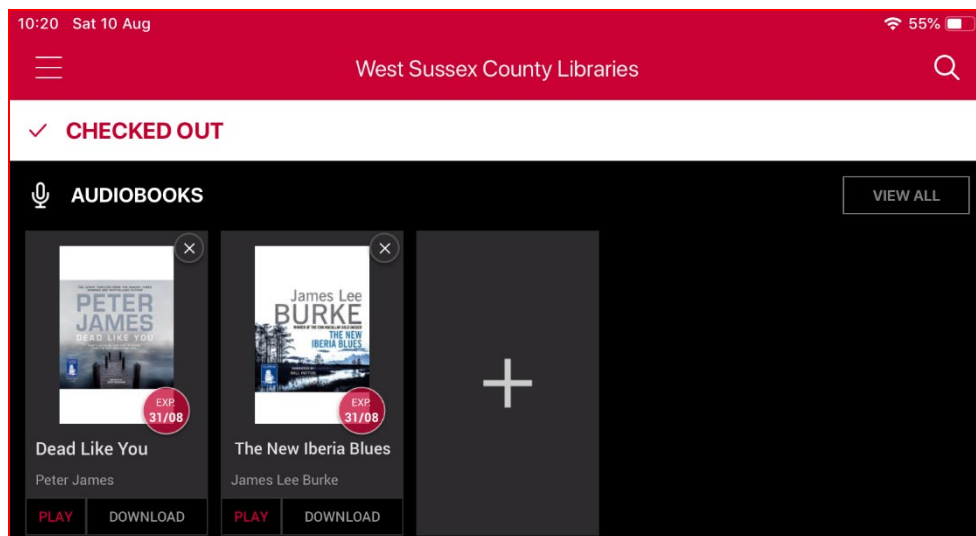
To search for a specific author or title tap the magnifying glass icon, in the top right corner of the screen, and type the details in the search box. To browse by author or title, tap **Sort by** and select your preferred option. To browse by genre, tap **Filter**, then **Genre**, followed by **Search**. There is also the option to search by title keyword and audience(Adult, Children, Young Adult).



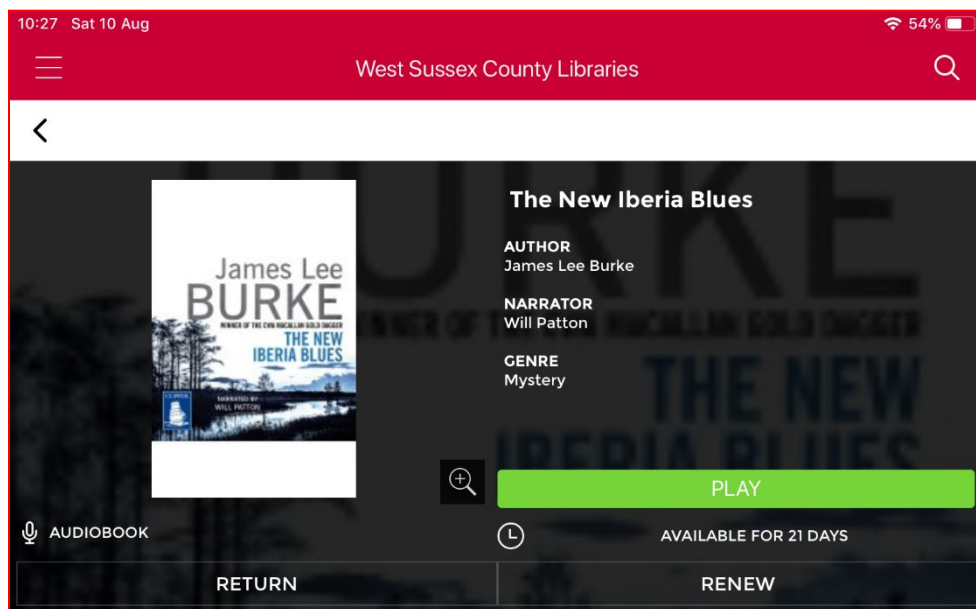
Once you have located a title that you wish to read, tap on it to go to the Checkout screen (shown below). To download the book simply tap **Checkout**.



To see what items you have checked out click on the three lines icon, in the top left corner of the display, and then tap **Checked out**. To listen to a particular title tap **Play**.



To “return” the eAudiobook when you have finished it go to the **Checkout** screen, shown on the previous page, tap on the title that you no longer require and then tap **Return**.



For help with eLibrary products please [email the Library Service](#).

This guide has been produced by West Sussex County Council Library Service © 2020.