


Help with eMagazines

You can read and download **eMagazines** through West Sussex Library Service on a PC, laptop, smartphone or tablet. You will need a current library card and an RB Digital account first. Once you have both of those you're good to go! Note that these instructions cover accessing **eMagazines** on a smartphone or tablet.

Creating an RB Digital Account

Begin by downloading the **RB Digital** app from your app store and opening it. Alternatively you can open a browser and type in the address for the [RB Digital](#) website. To set up your account click **Register now**(shown below). On the following two screens you will select first your country, then **West Sussex County Libraries**.



Next you will need to fill in the form, part of which is shown below, and click **Register**. Remember to tick the **Terms of Service** box!

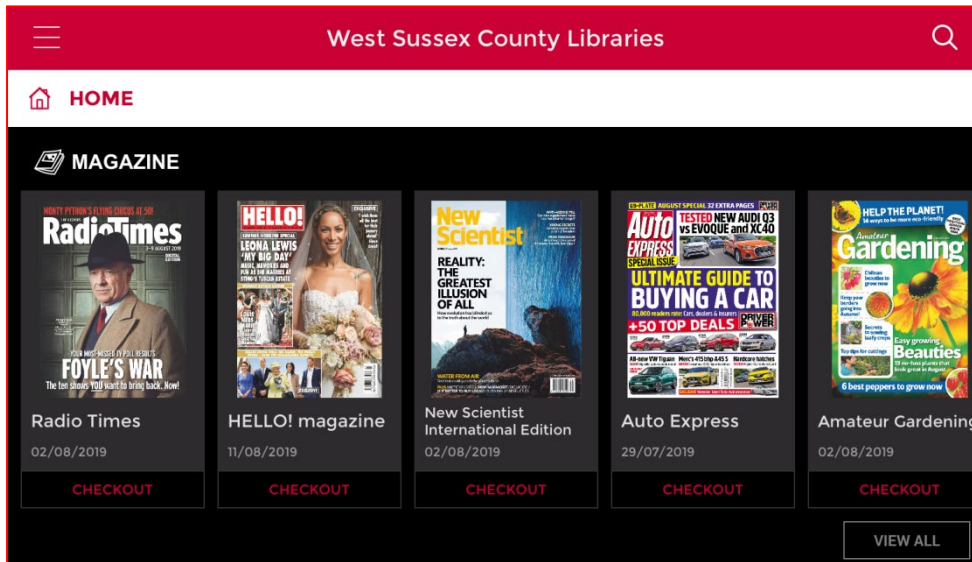
A screenshot of the RB Digital registration form. The background is dark red with a faint image of a person's face. The form is white and contains the following sections:

- Library Information**: "Enter the information provided to you by your library". Below this is a white input field with a barcode icon on the left and the text "Enter library card number".
- Rbdigital Account Information**: "Create your login credentials". Below this are three white input fields:
 - The first field has a person icon on the left and the text "Create username".
 - The second field has a key icon on the left and the text "Create password".
 - The third field has a key icon on the left and the text "Confirm password".

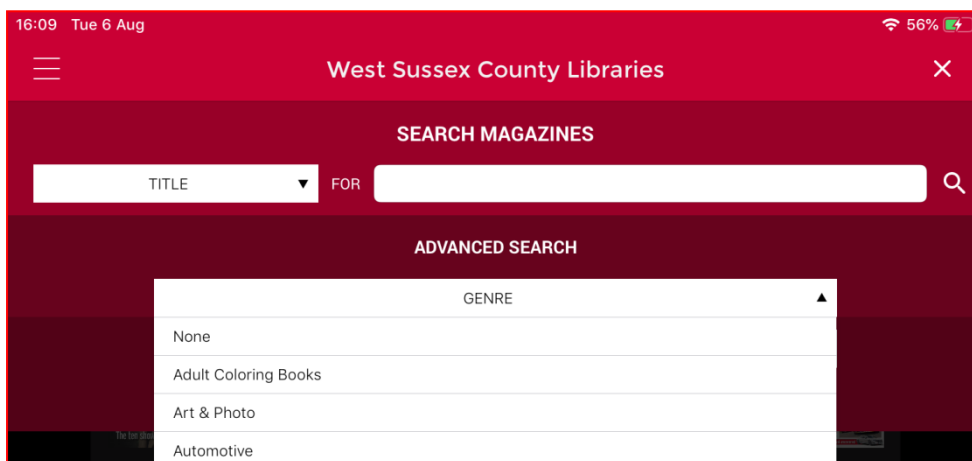
Mobile devices may display the following message after registration:

“ Allow RB Digital to access photos, media and files on your device?” Please tap **allow** to access the eBook content via the RB App.

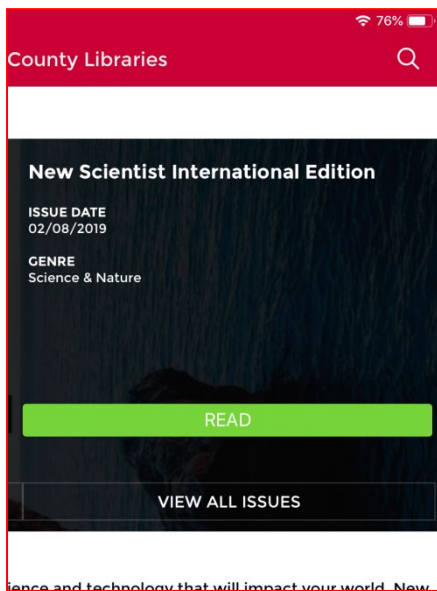
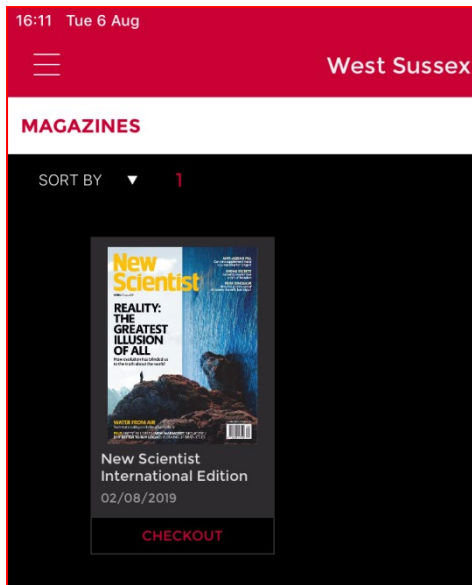
When you have logged in you will see the Home screen. You can select **eMagazines** from the list of options. To browse click the **View All** tab in the bottom right hand corner (shown below).



If you want to search for a specific title tap the magnifying glass icon and enter the details in the search box. To browse by genre tap **Filter** then select **Genre**.




Once you have selected a magazine to read you need to check it out by clicking **Checkout** (first image below this text). Then you will have the option to **Read**. You also have the option to select earlier editions of the same magazine by selecting **View All Issues** (second image below this text).



To return the **eMagazine** once you have finished reading it click on the three lines on the top left of the screen (shown below) to see which titles you have checked out. Tap on the title that you no longer require and then **Return**.

<



New Scientist International Edition

ISSUE DATE
02/08/2019

GENRE
Science & Nature

READ

RETURN VIEW ALL ISSUES

For help with eLibrary products please [email the Library Service](#).

This guide has been produced by West Sussex County Council Library Service © 2020.